

YOUTHWORK

DUMFRIES & GALLOWAY

10,000 VOICES CONSULTATION 2023

THE LARGEST COLLATION OF YOUNG PEOPLE'S VOICES IN
DUMFRIES & GALLOWAY
2023 - 2028

**10,000
VOICES
ACTION**

Dumfries
& Galloway





CONTENTS

- 4 Introduction and Background
- 5 Considerations
- 6 Methodology
- 7 Place Standard Tool
- 8 10,000 Voices in Action Group

Geographic Results

- 9 Breakdown of Participants
- 10 Dumfries and Galloway Regionwide
- 13 Ward 1 - Stranraer & The Rhins
- 14 Ward 2 - Mid Galloway & Wigtown West
- 15 Ward 3 - Dee & Glenkens
- 16 Ward 4 - Castle Douglas & Crocketford
- 17 Ward 5 - Abbey
- 18 Ward 6 - North West Dumfries
- 19 Ward 7 - Mid & Upper Nithsdale
- 20 Ward 8 - Lochar
- 21 Ward 9 - Nith
- 22 Ward 10 - Annandale South
- 23 Ward 11 - Annandale North
- 24 Ward 12 - Annandale East & Eskdale

Results by Demographic

- 26 Young Carers
- 27 Additional Support Needs (ASN) and Disabilities
- 28 Care Experienced Young People
- 29 LGBTQI+ Young People

Results by Age Range

- 31 10 to 12 years old
- 32 13 to 17 years old
- 33 18 to 25 years old

- 34 Implementing the Findings

INTRODUCTION AND BACKGROUND

The '10,000 Voices' consultation was first carried out in Dumfries and Galloway in 2018 as part of Dumfries and Galloway's Year of Young People plan. It was the largest collection of young people's views ever undertaken in the region. The whole project involved young people in all stages, from its initial planning and development through to the delivery and the subsequent analysis and reporting of the findings. All participants were aged between 10 and 25 years old and were living, working, and/or studying in Dumfries and Galloway. 10,642 young people participated in the 2018 consultation, gathering the views, at that time, of 46.9% of the population within this age group.

The 2023 research involved 10,828 young people aged between 10 and 25 years old, which is 51.7% of the young people living, working and studying in Dumfries and Galloway, and is a slight increase in the number of young people that participated in the original study in 2018.

The findings will be used to inform a wide range of strategic and operational plans for Community Planning Partners across Dumfries and Galloway, with a commitment that Dumfries and Galloway Council's Youth Work Service will develop a 5-year plan based on the findings, that will aim to tackle the key issues identified.

The consultation sought to gain the perceptions of young people of the communities within which they live and an insight into the issues that affect them most. The findings offer a breakdown based on young people's circumstance, age, regional and Ward level analysis on young people's perspectives, enabling resources to be targeted according to local needs, and utilised the Place Standard Tool to gather information about young people's perceptions of the communities they live in.

The number of young people who participated in this study ensured that the data was more than a sample group and provided robust information to enable forward planning services and support for young people.

Five years on, we have repeated the consultation, producing an up-to-date report that enables us to gain the same information from young people in Dumfries and Galloway today.

This research will assist professionals and organisations working with young people to understand the needs of young people in a post-pandemic world.

The questions from the original consultation are still very relevant to help us understand young people's views and issues, and it was therefore important that the basis of the research was not significantly altered. This will help to compare and analyse any shift in priorities over the last 5 years and identify new trends and issues for young people.

10,828 RESPONSES

**51.7% OF ALL CHILDREN AND YOUNG PEOPLE
AGED 10 - 25 YEARS IN DUMFRIES AND GALLOWAY**

CONSIDERATIONS

10,000 Voices has been mirrored on the questions asked within the 2018 consultation to ensure consistency in comparison of data. Whilst the questions posed to young people are the same, there have been some additional questions asked in response to feedback received in 2018. This has included the addition of a question around young people's intention to return to the region and the inclusion of climate change and the environment in the list of issues young people could select as being relevant to their life, or something they would like more information and support on.

It is also worth noting that 10,000 Voices asks questions about young people's perception of their 'place' or community and that due to being a quantitative piece of research, we cannot draw conclusions about what has motivated young people's answers. You might wonder, what's changed from 2018 to now? A number of communities may have seen changes in their appearance, facilities, services and resourcing since 2018, but the scores reflected within the findings may be a surprise to readers. Some things to consider whilst you digest the results are:

- 10,000 voices is aimed at gathering the views of children and young people aged 10 - 25, but only those currently aged between 15 and 20 will have previously been eligible to complete the initial consultation in 2018. Although the population sampled is a similar size to 2018, it is reasonable to assume that up to two-thirds of participants will not have engaged with the previous 10,000 Voices consultation due to their age.
- We cannot know how the COVID-19 pandemic has influenced the findings. The pandemic impacted all aspects of service delivery and the experiences of people providing and accessing services, including education, social work, community and health services.
- At a national level, there has been an increased focus on children's rights and inclusion more broadly over the last 5 years. This is evidenced through the introduction and production of Rights Reports, the conclusion of the Independent Care Review and publication of The Promise, and the decision to incorporate the United Nation Convention on the Rights of the Child (UNCRC) into Scot's Law.
- The findings are presented as an average throughout the report in relation to the Place Standard questions that asked participants to score each of the 14 questions on a 1 - 7 scale, with 1 being 'Awful' and 7 being 'Excellent'.
- The questions that pertained to the issues experienced by young people and the issues they would like more information and support about were presented to participants as 'opt-in' answers, with young people having the ability to select as many or few as they felt were relevant to them. There was also an 'Other' option, with a free text box that enabled participants to populate it if they felt the things impacting their lives were not represented. These findings have been presented as a top 5 in relation to both questions; however it is worth noting that there were no issues with a 0% response.

10,000 Voices should be used as a starting point for organisations and services aiming to improve their strategic and operational planning. The findings may set the direction, but they should not replace the opportunity for young people to be involved in the development of aims, priorities, service delivery, actions, and review processes.

METHODOLOGY

The consultation period for the new research took place between September 2022 and February 2023. A range of methods were adopted and engaged 10,828 young people in the survey.

These included:

- Facilitated sessions within all 16 secondary schools, using a participatory appraisal technique (a visual method, making it especially useful for participants who find methods of participation intimidating or complicated)
- Facilitated sessions in over 75% of primary schools across the region
- A public-facing survey via MentiMeter
- A series of focus groups and events at colleges, universities and youth groups
- Focus groups with third sector youth organisations
- Engagement with local employers targeting staff under 25 years old including Dumfries and Galloway Council staff.
- Paper questionnaires

In the survey, young people were asked three sets of questions:

1. How they feel about their community in relation to safety, transport, sense of control and identity
2. What they thought the issues and opportunities were for young people
3. Anonymous questions about themselves, including gender, age, and caring status

The first set of questions were taken directly from the Scottish Government's Place Standard Tool, which is explained further on the next page.

The second set of questions were devised to enable young people to comment on issues that affect them, issues that they feel they need more information on and their future plans for remaining or leaving the region for leisure, work or study.

The final set of questions were asked to enable us to streamline the research into results determined by area, age, gender etc.

In this report, the data gathered has been split into Ward areas, to allow local communities, elected representatives, organisations and other professionals to see what is being presented in their area, and what the key issues are.



PLACE STANDARD TOOL

The Place Standard tool lets communities, public agencies, voluntary groups and other organisations find the specific aspects of a place that need to be targeted in order to improve people's health, quality of life and well-being.

The tool provides a simple framework to structure conversations about places and communities. It follows a questionnaire format and allows contributors to think about and assess the appropriate issues.

Basing the format of our research on the Place Standard Tool, the questions within 10,000 Voices are based on the two following strands:

The physical environment: the buildings, streets, public spaces and natural spaces that make up a place.

The social environment: the relationships, social contact and support networks that make up a community.

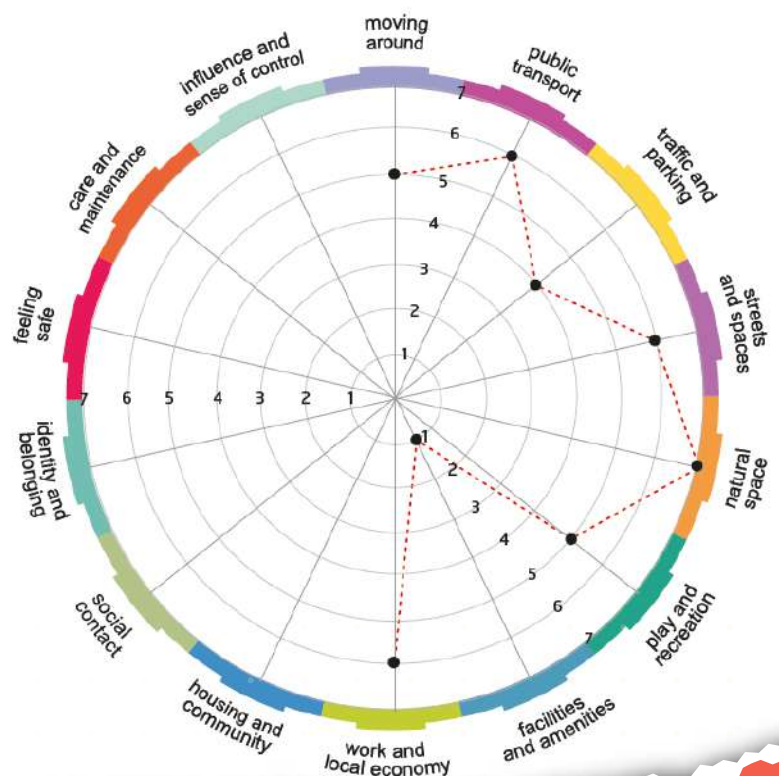
The tool asks 14 questions on the physical and social elements of a place, followed by 4 questions on opportunities for them in their area. We ask questions, and the participant chooses a number from 1 - 7, 1 means there is a lot of room for improvement, and 7 means there is very little room for improvement. The language used for scoring is consistent with the 2018 consultation.

The results for questions 1 - 14 have been plotted on diagrams throughout this document, with points closer to the centre representing the Ward areas that are most in need of improvement, whilst those plotted closer to the edge of the diagram displaying the strengths.

Utilising the Place Standard Tool for our 10,000 Voices consultation can benefit all new and existing communities and can also help towards tackling health inequalities.

The data from this consultation has been compared to the same questions asked 5 years ago, giving an insight into how young people's perceptions and views may have changed, or stayed the same, in the 5-year time period.

EXAMPLE WHEEL - NOT ACTUAL 10,000 VOICES RESULTS



10,000 VOICES IN ACTION GROUP

In 2018, a Young People's Action Group was established to examine the findings from 10,000 Voices, and work in collaboration with Dumfries and Galloway Council's Youth Work Service to develop a 5-year plan, informed by the conclusions.

This involved a complete refocus on the Service's priorities to improve the offer and services to young people based on their feedback.

This included:

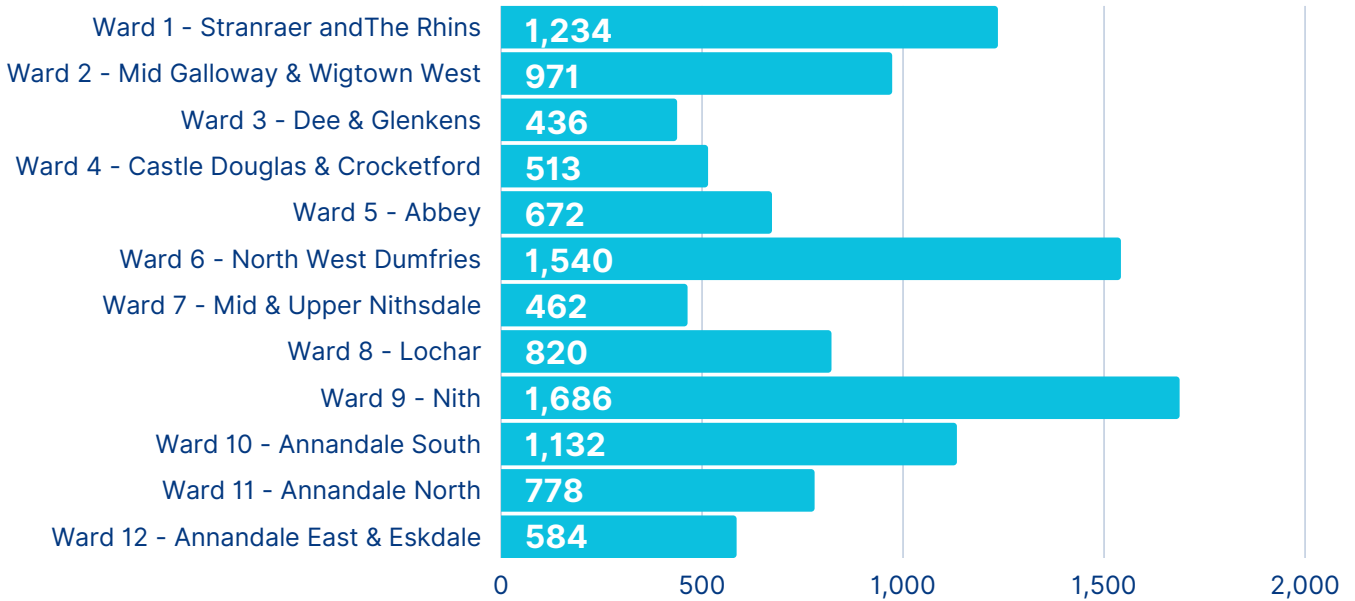
- Targeting resources to address issues for young people around mental health, employability, drugs and alcohol, self-esteem, confidence, and life transitions
- Providing support to establish and develop Dumfries and Galloway's Youth Council
- Working in partnership with young people and third sector groups to source over £500,000 of external funding to co-deliver projects, including 10,000 Voices in Action, VIP Me and Resilient Youth
- An investment of £180,000, funded by the Scottish Government's Investing in Communities fund, for third sector projects to improve young people's life experiences
- A complete refresh of the Youth Enquiry Service website and a new Blether Line created to enable young people to access information and support 24/7

This information was also shared with other Council services, Community Planning Partners, Dumfries and Galloway Youth Council and third sector organisations working with young people to enable them to deliver services that best meet the needs of young people and communities across the region.

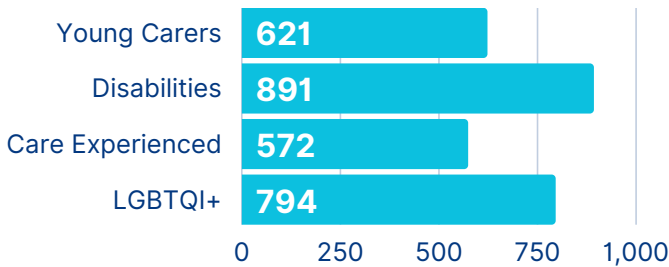


TOTAL PARTICIPANTS - 10,828

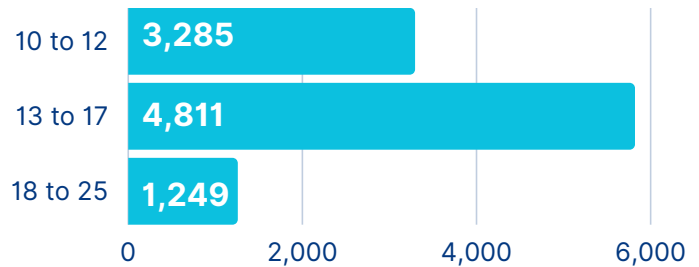
PARTICIPANTS BY WARD AREA



PARTICIPANTS BY DEMOGRAPHIC



PARTICIPANTS BY AGE



PARTICIPANTS BY GENDER

- 42.8% Female**
- 48.5% Male**
- 0.7% Transgender**
- 1.2% Non-binary**
- 0.6% Intersex**
- 2.7% Prefer not to Say**
- 3.5% Other**

PARTICIPANTS BY EMPLOYMENT STATUS

- 3.9% I volunteer (no paid employment)**
- 20.8% I am looking for a job (inc. those in education)**
- 44.7% I am in school & not looking for work**
- 3.8% I work full-time**
- 1.8% I am doing unpaid work experience**
- 0.7% I have an Apprenticeship**
- 24.3% I work part-time**

PARTICIPANTS BY EDUCATION STATUS

- 93.3% In Education (Primary, Secondary & Home Schooled)**
- 1.3% In Higher/Further Education (in Dumfries and Galloway)**
- 0.7% In Higher/Further Education (out-with Dumfries and Galloway)**
- 4.7% Not in Education**

RESULTS

DUMFRIES AND GALLOWAY - FULL RESULTS

10,000 VOICES CONSULTATION 2023

TOTAL RESPONSES FOR THE REGION - 10,828

(51.7% OF OF ALL YOUNG PEOPLE LIVING, WORKING AND STUDYING IN DUMFRIES AND GALLOWAY)

TOP 5 ISSUES AFFECTING YOUNG PEOPLE

1. SMOKING/VAPING - 36.5%
2. DIET/BODY IMAGE - 29.2%
3. MENTAL HEALTH - 27.1%
4. BULLYING - 20.7%
5. MONEY/BUDGETING/COST OF LIVING - 20.6%

2018 RESULT

1. BULLYING
2. DIET & BODY IMAGE
3. MENTAL HEALTH
4. SMOKING
5. TRANSPORT

TOP 5 ISSUES YOUNG PEOPLE WANT MORE INFORMATION ON

1. MENTAL HEALTH - 28.7%
2. SMOKING/VAPING - 28.6%
3. DIET/BODY IMAGE - 28.3%
4. MONEY/BUDGETING/COST OF LIVING - 22.3%
5. BULLYING - 21.9%

2018 RESULT

1. ALCOHOL USE
2. CRIME & LAW
3. DRUG MISUSE
4. EMPLOYMENT
5. TRANSPORT

SCORES

(HIGHEST RATED QUESTIONS ARE SHOWN IN **BOLD**)

AVERAGE SCORE

1= AWFUL 7= EXCELLENT

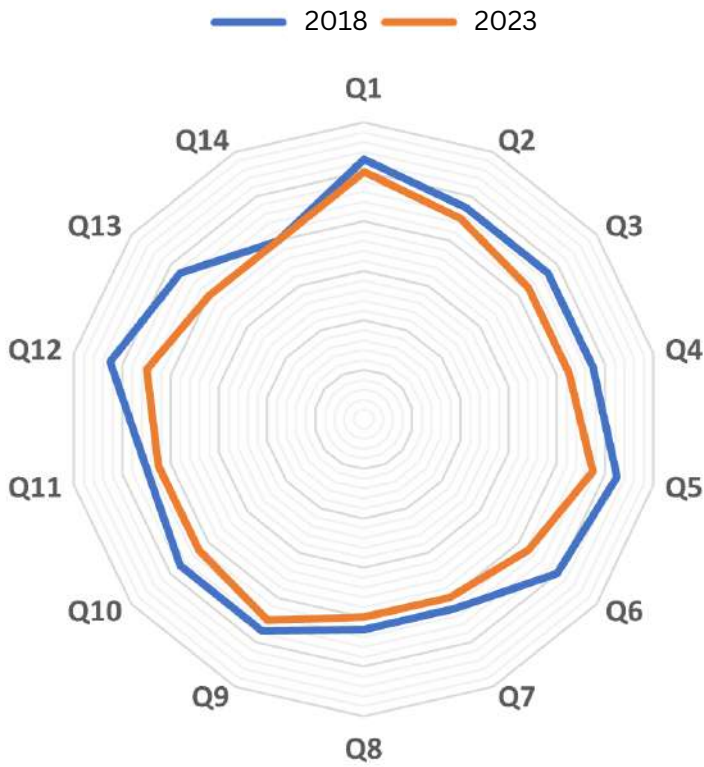
2018	2023	TREND	
5.25	5	▼	<u>Q1. I can easily walk and cycle around using good routes</u>
4.75	4.5	▼	<u>Q2. Public transport meets my needs</u>
4.75	4.25	▼	Q3. Traffic and parking allow people to move around safely and meet the community's needs
4.75	4.25	▼	Q4. Buildings, streets and public spaces create an attractive place that is easy to get around
5.25	4.75	▼	<u>Q5. I can regularly experience good quality natural space</u>
5	4.25	▼	Q6. I can access a range of space with opportunities for play and recreation
4.25	4	▼	Q7. Facilities and amenities meet my needs
4.25	4	▼	Q8. There is an active local economy and the opportunity to access good-quality work
4.75	4.5	▼	<u>Q9. The homes in my area support the needs of the community</u>
4.75	4.25	▼	Q10. This place has a positive identity, and I feel I belong
4.5	4.25	▼	Q11. There is a range of spaces and opportunities to meet people
5.25	4.5	▼	<u>Q12. I feel safe here</u>
4.75	4	▼	Q13. Buildings and spaces are well cared for
4	4	▬	Q14. I feel able to take part in decisions and help to change things for the better
3.75	3.75	▬	Q15. Opportunities to meaningfully participate in local service planning and decision-making
4.25	3.75	▼	Q16. Opportunities to engage in both formal and informal learning that is relevant to you and your needs or interests
3.5	3.75	▲	Q17. Opportunities for young people to develop innovative projects and businesses and work within their local area
3.75	3.75	▬	Q18. Opportunities to engage in activities focussed on culture and the arts (performance, production, heritage)

RESULTS

DUMFRIES AND GALLOWAY - FULL RESULTS

10,000 VOICES CONSULTATION 2023

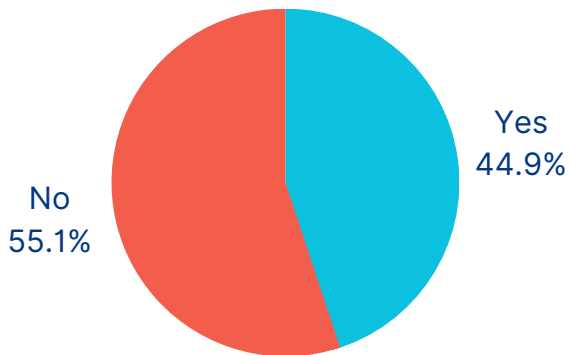
TOTAL RESPONSES FOR THE REGION - 10,828



COMPARISON TO 2018 RESULTS

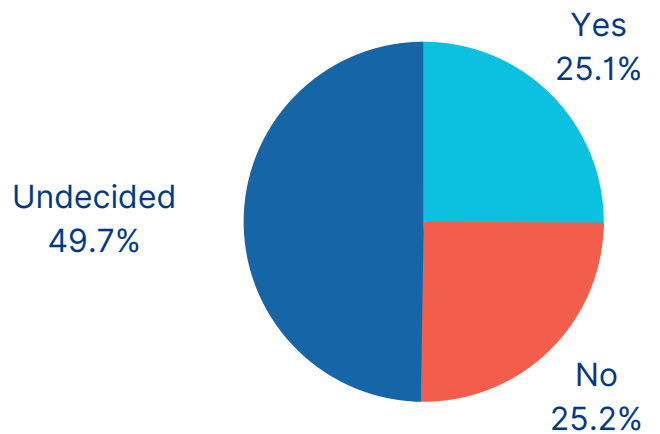
- NUMBER OF QUESTIONS SCORING HIGHER IN 2023: **1**
- NUMBER OF QUESTIONS SCORING LOWER IN 2023: **14**
- NUMBER OF QUESTIONS SCORING THE SAME IN 2023: **3**

DO YOU PLAN TO STAY IN DUMFRIES AND GALLOWAY IN THE FUTURE?



2018 Result
Yes - 45%, No - 55%

IF YOU PLAN TO LEAVE D&G TO STUDY, DO YOU PLAN TO RETURN TO D&G FOR WORK?



IF NO, WHY WOULD YOU LEAVE?

- 1ST - TRAVEL**
- 2ND - STUDY**
- 3RD - WORK**

RESULTS BY WARD AREA

WARD 1 - STRANRAER & THE RHINS

WARD 2 - MID GALLOWAY & WIGTOWN WEST

WARD 3 - DEE & GLENKENS

WARD 4 - CASTLE DOUGLAS & CROCKETFORD

WARD 5 - ABBEY

WARD 6 - NORTH WEST DUMFRIES

WARD 7 - MID & UPPER NITHSDALE

WARD 8 - LOCHAR

WARD 9 - NITH

WARD 10 - ANNANDALE SOUTH

WARD 11 - ANNANDALE NORTH

WARD 12 - ANNANDALE EAST & ESKDALE

RESULTS

WARD 1 - STRANRAER & THE RHINS

10,000 VOICES CONSULTATION 2023

TOTAL RESPONSES FOR THIS WARD - 1,234

TOP 5 ISSUES AFFECTING YOUNG PEOPLE

1. SMOKING/VAPING - 38.6% 2. DIET/BODY IMAGE - 32.4% 3. MENTAL HEALTH - 31.1% 4. BULLYING - 22.9% 5. MONEY/BUDGETING - 21.7%

TOP 5 ISSUES YOUNG PEOPLE WANT MORE INFORMATION AND SUPPORT ON

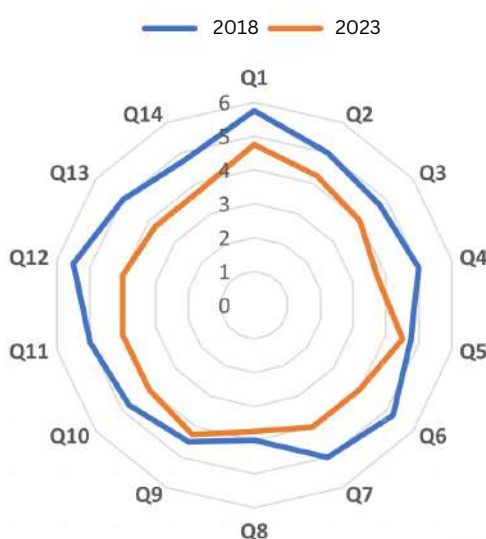
1. MENTAL HEALTH - 32.8% 2. DIET/BODY IMAGE - 31.9% 3. SMOKING/VAPING - 30.8% 4. BULLYING - 22.6% 5. ALCOHOL USE, MISUSE OR ADDICTION - 22.3%

AVERAGE SCORE

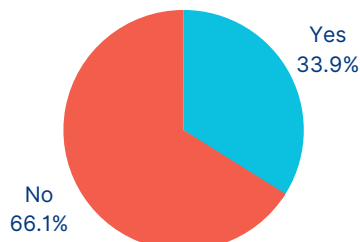
1= AWFUL 7= EXCELLENT

2018 2023 TREND

2018	2023	TREND	QUESTION
5.75	4.75	▼	Q1. I can easily walk and cycle around using good routes
5	4.25	▼	Q2. Public transport meets my needs
4.75	4	▼	Q3. Traffic and parking allow people to move around safely and meet the community's needs
5	3.75	▼	Q4. Buildings, streets and public spaces create an attractive place that is easy to get around
4.75	4.5	▼	Q5. I can regularly experience good quality natural space
5.25	4	▼	Q6. I can access a range of space with opportunities for play and recreation
5	4	▼	Q7. Facilities and amenities meet my needs
4	3.75	▼	Q8. There is an active local economy and the opportunity to access good-quality work
4.5	4.25	▼	Q9. The homes in my area support the needs of the community
4.75	4	▼	Q10. This place has a positive identity, and I feel I belong
5	4	▼	Q11. There is a range of spaces and opportunities to meet people
5.5	4	▼	Q12. I feel safe here
5	3.75	▼	Q13. Buildings and spaces are well cared for
5.75	3.75	▼	Q14. I feel able to take part in decisions and help to change things for the better
3.75	3.25	▼	Q15. Opportunities to meaningfully participate in local service planning and decision-making
4.25	3.5	▼	Q16. Opportunities to engage in both formal and informal learning that is relevant to you and your needs or interests
3.5	3.25	▼	Q17. Opportunities for young people to develop innovative projects and businesses and work within their local area
3.75	3.25	▼	Q18. Opportunities to engage in activities focussed on culture and the arts (performance, production, heritage)



DO YOU PLAN TO STAY IN DUMFRIES AND GALLOWAY IN THE FUTURE?

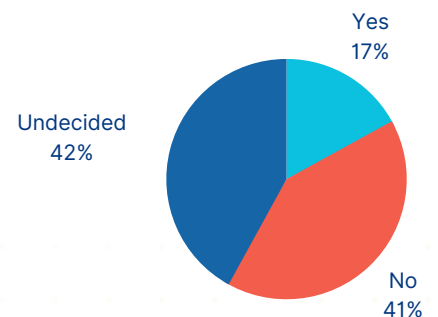


IF NO, WHY WOULD YOU LEAVE?

1ST - STUDY
2ND - TRAVEL
3RD - WORK

2018 Result
 Yes - 45%, No - 55%

IF YOU PLAN TO LEAVE D&G TO STUDY, DO YOU PLAN TO RETURN TO D&G FOR WORK?



RESULTS

WARD 2 - MID GALLOWAY & WIGTOWN WEST

10,000 VOICES CONSULTATION 2023

TOTAL RESPONSES FOR THIS WARD - 971

TOP 5 ISSUES AFFECTING YOUNG PEOPLE

1. SMOKING/VAPING - 34.2% 2. MENTAL HEALTH - 28.8% 3. DIET/BODY IMAGE - 26.7% 4. MONEY/BUDGETING - 17.5% 5. BULLYING - 17.1%

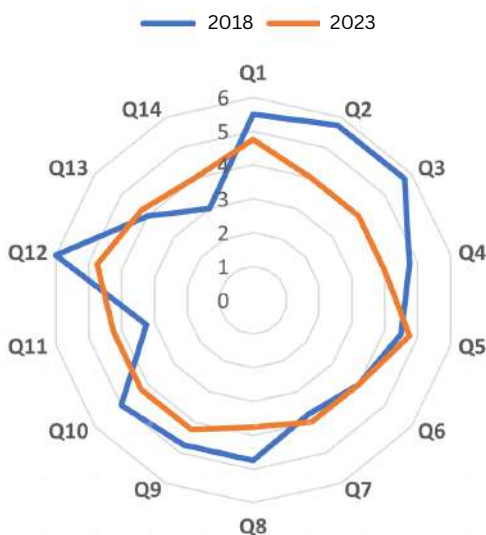
TOP 5 ISSUES YOUNG PEOPLE WANT MORE INFORMATION AND SUPPORT ON

1. MENTAL HEALTH - 36.2% 2. SMOKING/VAPING - 29.2% 3. DIET/BODY IMAGE - 24.9% 4. CLIMATE CHANGE - 21.4% 5. DRUG USE - 21.1%

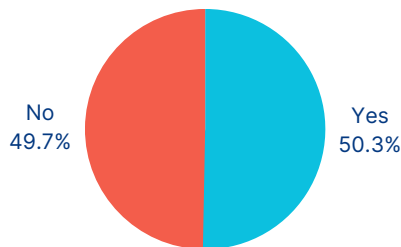
AVERAGE SCORE

1= AWFUL 7= EXCELLENT

2018	2023	TREND	
5.5	4.75	▼	<u>Q1. I can easily walk and cycle around using good routes</u>
5.75	4	▼	Q2. Public transport meets my needs
5.75	4	▼	Q3. Traffic and parking allow people to move around safely and meet the community's needs
4.75	4	▼	Q4. Buildings, streets and public spaces create an attractive place that is easy to get around
4.5	4.75	▲	<u>Q5. I can regularly experience good quality natural space</u>
4	4	▬	Q6. I can access a range of space with opportunities for play and recreation
3.75	4	▲	Q7. Facilities and amenities meet my needs
4.75	3.75	▼	Q8. There is an active local economy and the opportunity to access good-quality work
4.75	4.25	▼	Q9. The homes in my area support the needs of the community
5	4.25	▼	Q10. This place has a positive identity, and I feel I belong
3.25	4.25	▲	Q11. There is a range of spaces and opportunities to meet people
6	4.75	▼	<u>Q12. I feel safe here</u>
4	4.25	▲	Q13. Buildings and spaces are well cared for
3	4	▲	Q14. I feel able to take part in decisions and help to change things for the better
3.75	3.5	▼	Q15. Opportunities to meaningfully participate in local service planning and decision-making
4.25	3.5	▼	Q16. Opportunities to engage in both formal and informal learning that is relevant to you and your needs or interests
3.5	3.5	▬	Q17. Opportunities for young people to develop innovative projects and businesses and work within their local area
3.75	3.5	▼	Q18. Opportunities to engage in activities focussed on culture and the arts (performance, production, heritage)



DO YOU PLAN TO STAY IN DUMFRIES AND GALLOWAY IN THE FUTURE?

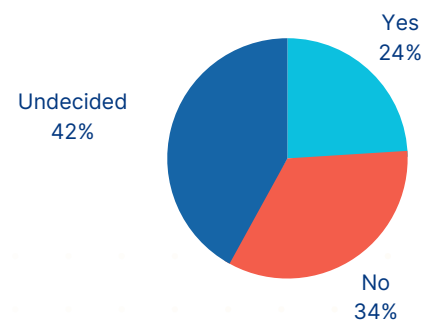


IF NO, WHY WOULD YOU LEAVE?

- 1ST - TRAVEL
- 2ND - STUDY
- 3RD - WORK

2018 Result
Yes - 45%, No - 55%

IF YOU PLAN TO LEAVE D&G TO STUDY, DO YOU PLAN TO RETURN TO D&G FOR WORK?



RESULTS

WARD 3 - DEE & GLENKENS

10,000 VOICES CONSULTATION 2023

TOTAL RESPONSES FOR THIS WARD - 436

TOP 5 ISSUES AFFECTING YOUNG PEOPLE

1. SMOKING/VAPING - 36.4% 2. DIET/BODY IMAGE - 35.8% 3. MENTAL HEALTH - 32.4% 4. MONEY/BUDGETING - 24.6% 5. CLIMATE CHANGE - 21.5%

TOP 5 ISSUES YOUNG PEOPLE WANT MORE INFORMATION AND SUPPORT ON

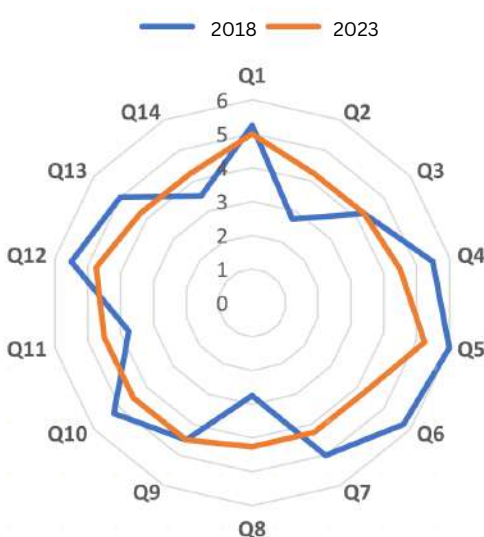
1. MENTAL HEALTH - 32.4% 2. DIET/BODY IMAGE - 29.5% 3. SMOKING/VAPING - 26.9% 4. MONEY/BUDGETING - 26.4% 5. CLIMATE CHANGE - 26.1%

AVERAGE SCORE

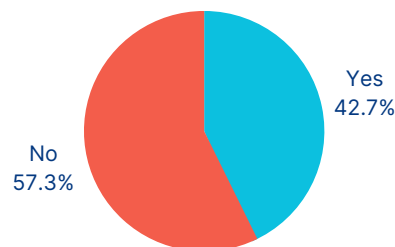
1= AWFUL 7= EXCELLENT

2018 2023 TREND

2018	2023	TREND	QUESTION
5.25	5	▼	Q1. I can easily walk and cycle around using good routes
2.75	4.25	▲	Q2. Public transport meets my needs
4.25	4.25	▬	Q3. Traffic and parking allow people to move around safely and meet the community's needs
5.5	4.5	▼	Q4. Buildings, streets and public spaces create an attractive place that is easy to get around
6	5.25	▼	Q5. I can regularly experience good quality natural space
5.75	4.25	▼	Q6. I can access a range of space with opportunities for play and recreation
5	4.25	▼	Q7. Facilities and amenities meet my needs
2.75	4.25	▲	Q8. There is an active local economy and the opportunity to access good-quality work
4.5	4.5	▬	Q9. The homes in my area support the needs of the community
5.25	4.5	▼	Q10. This place has a positive identity, and I feel I belong
3.75	4.5	▲	Q11. There is a range of spaces and opportunities to meet people
5.5	4.75	▼	Q12. I feel safe here
5	4.25	▼	Q13. Buildings and spaces are well cared for
3.5	4.25	▲	Q14. I feel able to take part in decisions and help to change things for the better
3.75	4	▲	Q15. Opportunities to meaningfully participate in local service planning and decision-making
4.25	4	▼	Q16. Opportunities to engage in both formal and informal learning that is relevant to you and your needs or interests
3.5	3.75	▲	Q17. Opportunities for young people to develop innovative projects and businesses and work within their local area
3.75	4	▲	Q18. Opportunities to engage in activities focussed on culture and the arts (performance, production, heritage)



DO YOU PLAN TO STAY IN DUMFRIES AND GALLOWAY IN THE FUTURE?

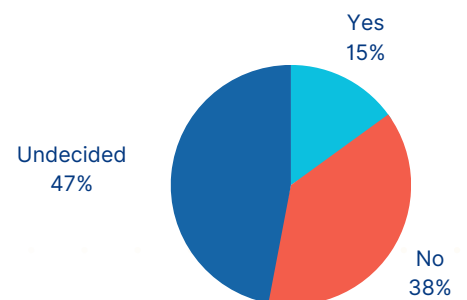


IF NO, WHY WOULD YOU LEAVE?

- 1ST - TRAVEL
- 2ND - STUDY
- 3RD - WORK

2018 Result
Yes - 45%, No - 55%

IF YOU PLAN TO LEAVE D&G TO STUDY, DO YOU PLAN TO RETURN TO D&G FOR WORK?



RESULTS

WARD 4 - CASTLE DOUGLAS & CROCKETFORD

10,000 VOICES CONSULTATION 2023

TOTAL RESPONSES FOR THIS WARD - 513

TOP 5 ISSUES AFFECTING YOUNG PEOPLE

1. SMOKING/VAPING - 31.9% 2. MENTAL HEALTH - 25.5% 3. DIET/BODY IMAGE - 23.3% 4. CLIMATE CHANGE - 20.2% 5. MONEY/BUDGETING - 18.5%

TOP 5 ISSUES YOUNG PEOPLE WANT MORE INFORMATION AND SUPPORT ON

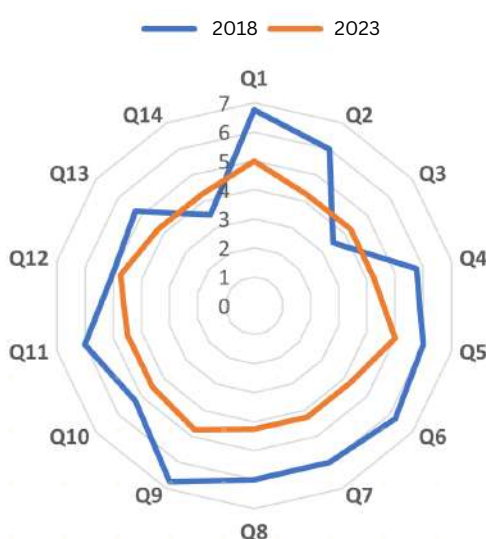
1. DIET/BODY IMAGE - 27.8% 2. SMOKING/VAPING - 27.6% 3. MENTAL HEALTH - 27.2% 4. MONEY/BUDGETING - 23.7% 5. CLIMATE CHANGE - 23.2%

AVERAGE SCORE

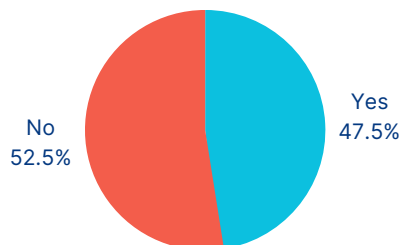
1= AWFUL 7= EXCELLENT

2018 2023 TREND

2018	2023	TREND	QUESTION
6.75	5	▼	<u>Q1. I can easily walk and cycle around using good routes</u>
6	4.25	▼	Q2. Public transport meets my needs
3.5	4.25	▲	Q3. Traffic and parking allow people to move around safely and meet the community's needs
5.75	4.25	▼	Q4. Buildings, streets and public spaces create an attractive place that is easy to get around
6	5	▼	<u>Q5. I can regularly experience good quality natural space</u>
6.25	4.25	▼	Q6. I can access a range of space with opportunities for play and recreation
6	4.25	▼	Q7. Facilities and amenities meet my needs
6	4.25	▼	Q8. There is an active local economy and the opportunity to access good-quality work
6.75	4.75	▼	<u>Q9. The homes in my area support the needs of the community</u>
5.25	4.5	▼	Q10. This place has a positive identity, and I feel I belong
6	4.5	▼	Q11. There is a range of spaces and opportunities to meet people
5	4.75	▼	<u>Q12. I feel safe here</u>
5.25	4.25	▼	Q13. Buildings and spaces are well cared for
3.5	4.25	▲	Q14. I feel able to take part in decisions and help to change things for the better
3.75	3.75	▬	Q15. Opportunities to meaningfully participate in local service planning and decision-making
4.25	4	▼	Q16. Opportunities to engage in both formal and informal learning that is relevant to you and your needs or interests
3.5	3.75	▲	Q17. Opportunities for young people to develop innovative projects and businesses and work within their local area
3.75	3.75	▬	Q18. Opportunities to engage in activities focussed on culture and the arts (performance, production, heritage)



DO YOU PLAN TO STAY IN DUMFRIES AND GALLOWAY IN THE FUTURE?

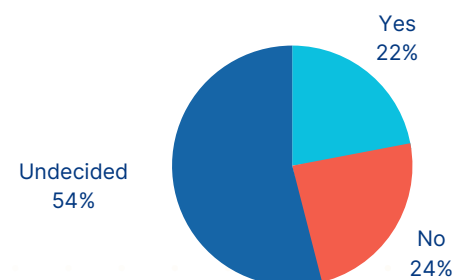


IF NO, WHY WOULD YOU LEAVE?

- 1ST - TRAVEL
- 2ND - STUDY
- 3RD - WORK

2018 Result
Yes - 45%, No - 55%

IF YOU PLAN TO LEAVE D&G TO STUDY, DO YOU PLAN TO RETURN TO D&G FOR WORK?



RESULTS

WARD 5 - ABBEY

10,000 VOICES CONSULTATION 2023

TOTAL RESPONSES FOR THIS WARD - 672

TOP 5 ISSUES AFFECTING YOUNG PEOPLE

1. SMOKING/VAPING - 28.6% 2 = DIET/BODY IMAGE & MONEY/BUDGETING - 21.4% 4. BULLYING - 18.8% 5. CLIMATE CHANGE - 18.6%

TOP 5 ISSUES YOUNG PEOPLE WANT MORE INFORMATION AND SUPPORT ON

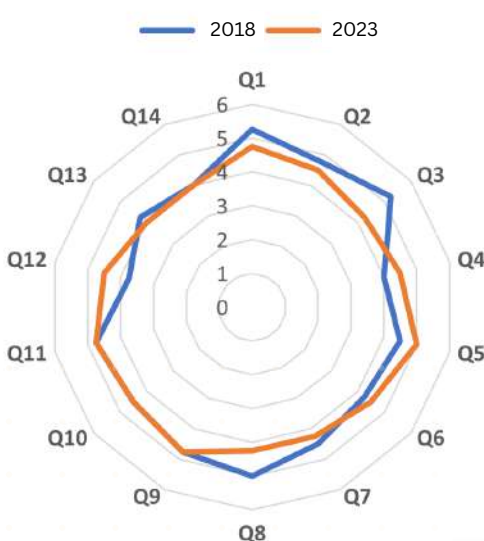
1. SMOKING/VAPING - 24.1% 2. MONEY/BUDGETING - 24.1% 3. DIET/BODY IMAGE - 21.4% 4. CLIMATE CHANGE - 21.4% 5. DRUG USE - 19.6%

AVERAGE SCORE

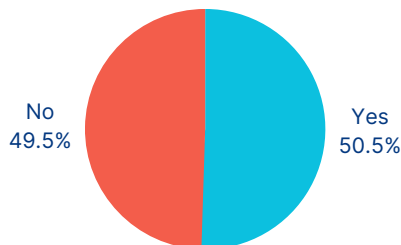
1= AWFUL 7= EXCELLENT

2018 2023 TREND

2018	2023	TREND	QUESTION
5.25	4.75	▼	Q1. I can easily walk and cycle around using good routes
4.75	4.5	▼	Q2. Public transport meets my needs
5.25	4.25	▼	Q3. Traffic and parking allow people to move around safely and meet the community's needs
4	4.5	▲	Q4. Buildings, streets and public spaces create an attractive place that is easy to get around
4.5	5	▲	Q5. I can regularly experience good quality natural space
4.25	4.5	▲	Q6. I can access a range of space with opportunities for play and recreation
4.5	4.25	▼	Q7. Facilities and amenities meet my needs
5	4.25	▼	Q8. There is an active local economy and the opportunity to access good-quality work
4.75	4.75	▬	Q9. The homes in my area support the needs of the community
4.5	4.5	▬	Q10. This place has a positive identity, and I feel I belong
4.75	4.75	▬	Q11. There is a range of spaces and opportunities to meet people
3.75	4.5	▲	Q12. I feel safe here
4.25	4	▼	Q13. Buildings and spaces are well cared for
4	4	▬	Q14. I feel able to take part in decisions and help to change things for the better
3.75	3.75	▬	Q15. Opportunities to meaningfully participate in local service planning and decision-making
4.25	4	▼	Q16. Opportunities to engage in both formal and informal learning that is relevant to you and your needs or interests
3.5	3.75	▲	Q17. Opportunities for young people to develop innovative projects and businesses and work within their local area
3.75	4	▼	Q18. Opportunities to engage in activities focussed on culture and the arts (performance, production, heritage)



DO YOU PLAN TO STAY IN DUMFRIES AND GALLOWAY IN THE FUTURE?

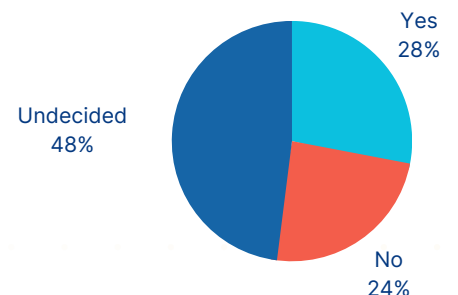


IF NO, WHY WOULD YOU LEAVE?

- 1ST - TRAVEL
- 2ND - WORK
- 3RD - STUDY

2018 Result
Yes - 45%, No - 55%

IF YOU PLAN TO LEAVE D&G TO STUDY, DO YOU PLAN TO RETURN TO D&G FOR WORK?



RESULTS

WARD 6 - NORTH WEST DUMFRIES

10,000 VOICES CONSULTATION 2023

TOTAL RESPONSES FOR THIS WARD - 1,540

TOP 5 ISSUES AFFECTING YOUNG PEOPLE

1. SMOKING/VAPING - 40.6% 2. DIET/BODY IMAGE - 31.9% 3. MENTAL HEALTH - 28.9% 4. BULLYING - 24.7% 5. MONEY/BUDGETING - 23.6%

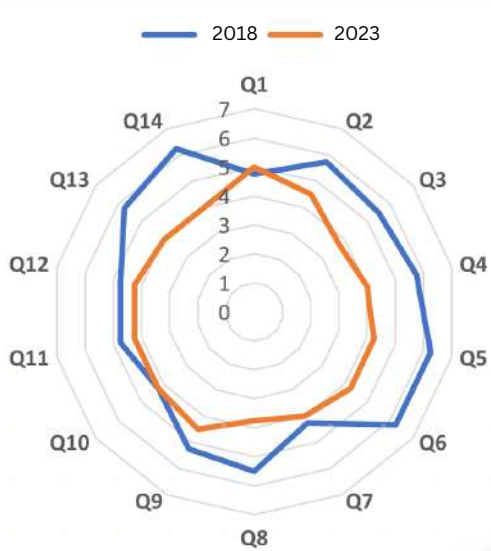
TOP 5 ISSUES YOUNG PEOPLE WANT MORE INFORMATION AND SUPPORT ON

1. DIET/BODY IMAGE - 33.8% 2. SMOKING/VAPING - 32.5% 3. MENTAL HEALTH - 30.6% 4. BULLYING - 26.5% 5. YOUNG PEOPLE'S RIGHTS - 26.1%

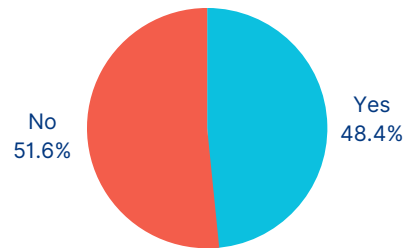
AVERAGE SCORE

1= AWFUL 7= EXCELLENT

2018	2023	TREND	QUESTION
4.75	5	▲	Q1. I can easily walk and cycle around using good routes
5.75	4.5	▼	Q2. Public transport meets my needs
5.5	3.75	▼	Q3. Traffic and parking allow people to move around safely and meet the community's needs
5.75	4	▼	Q4. Buildings, streets and public spaces create an attractive place that is easy to get around
6.25	4.25	▼	Q5. I can regularly experience good quality natural space
6.25	4.25	▼	Q6. I can access a range of space with opportunities for play and recreation
4.25	4	▼	Q7. Facilities and amenities meet my needs
5.5	3.75	▼	Q8. There is an active local economy and the opportunity to access good-quality work
5.25	4.5	▼	Q9. The homes in my area support the needs of the community
4.25	4.25	▬	Q10. This place has a positive identity, and I feel I belong
4.75	4.25	▼	Q11. There is a range of spaces and opportunities to meet people
4.75	4.25	▼	Q12. I feel safe here
5.75	4	▼	Q13. Buildings and spaces are well cared for
6.25	4	▼	Q14. I feel able to take part in decisions and help to change things for the better
3.75	3.75	▬	Q15. Opportunities to meaningfully participate in local service planning and decision-making
4.25	4	▼	Q16. Opportunities to engage in both formal and informal learning that is relevant to you and your needs or interests
3.5	3.75	▲	Q17. Opportunities for young people to develop innovative projects and businesses and work within their local area
3.75	3.75	▬	Q18. Opportunities to engage in activities focussed on culture and the arts (performance, production, heritage)



DO YOU PLAN TO STAY IN DUMFRIES AND GALLOWAY IN THE FUTURE?

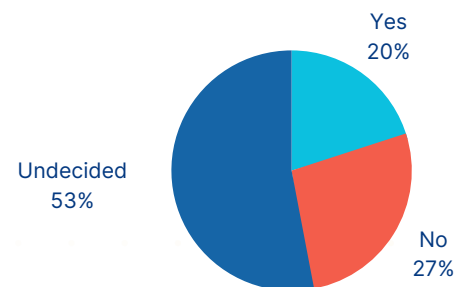


IF NO, WHY WOULD YOU LEAVE?

- 1ST - TRAVEL
- 2ND - STUDY
- 3RD - WORK

2018 Result
Yes - 45%, No - 55%

IF YOU PLAN TO LEAVE D&G TO STUDY, DO YOU PLAN TO RETURN TO D&G FOR WORK?



RESULTS

WARD 7 - MID & UPPER NITHSDALE

10,000 VOICES CONSULTATION 2023

TOTAL RESPONSES FOR THIS WARD - 462

TOP 5 ISSUES AFFECTING YOUNG PEOPLE

1. SMOKING/VAPING - 46.4% 2. DIET/BODY IMAGE - 32.8% 3. BULLYING - 26.3% 4. MENTAL HEALTH - 26.1% 5. ALCOHOL USE, MISUSE OR ADDICTION - 21.4%

TOP 5 ISSUES YOUNG PEOPLE WANT MORE INFORMATION AND SUPPORT ON

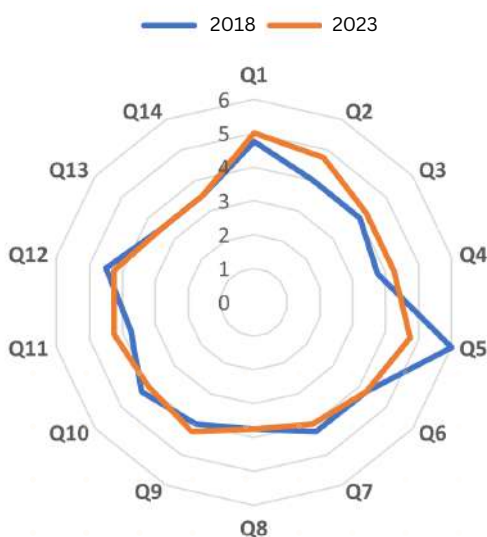
1. DIET/BODY IMAGE - 27.3% 2. SMOKING/VAPING - 23.4% 3. BULLYING - 23.1% 4. MONEY/BUDGETING - 22.1% 5. DISABILITY - 20.1%

AVERAGE SCORE

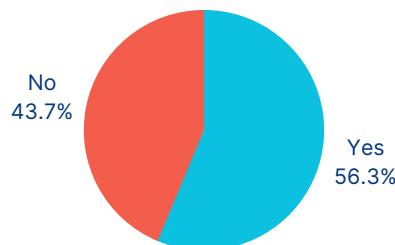
1= AWFUL 7= EXCELLENT

2018 2023 TREND

2018	2023	TREND	QUESTION
4.75	5	▲	Q1. I can easily walk and cycle around using good routes
4	4.75	▲	Q2. Public transport meets my needs
4	4.25	▲	Q3. Traffic and parking allow people to move around safely and meet the community's needs
3.75	4.25	▲	Q4. Buildings, streets and public spaces create an attractive place that is easy to get around
6	4.75	▼	Q5. I can regularly experience good quality natural space
4.25	4.25	▬	Q6. I can access a range of space with opportunities for play and recreation
4.25	4	▼	Q7. Facilities and amenities meet my needs
3.75	3.75	▬	Q8. There is an active local economy and the opportunity to access good-quality work
4	4.25	▲	Q9. The homes in my area support the needs of the community
4.25	4	▼	Q10. This place has a positive identity, and I feel I belong
3.75	4.25	▲	Q11. There is a range of spaces and opportunities to meet people
4.5	4.25	▼	Q12. I feel safe here
3.5	3.5	▬	Q13. Buildings and spaces are well cared for
3.5	3.5	▬	Q14. I feel able to take part in decisions and help to change things for the better
3.75	3.5	▼	Q15. Opportunities to meaningfully participate in local service planning and decision-making
4.25	3.75	▼	Q16. Opportunities to engage in both formal and informal learning that is relevant to you and your needs or interests
3.5	3.75	▲	Q17. Opportunities for young people to develop innovative projects and businesses and work within their local area
3.75	3.75	▬	Q18. Opportunities to engage in activities focussed on culture and the arts (performance, production, heritage)



DO YOU PLAN TO STAY IN DUMFRIES AND GALLOWAY IN THE FUTURE?

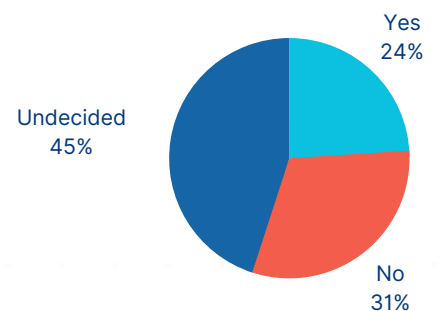


IF NO, WHY WOULD YOU LEAVE?

- 1ST - WORK
- 2ND - TRAVEL
- 3RD - STUDY

2018 Result
Yes - 45%, No - 55%

IF YOU PLAN TO LEAVE D&G TO STUDY, DO YOU PLAN TO RETURN TO D&G FOR WORK?



RESULTS

WARD 8 - LOCHAR

10,000 VOICES CONSULTATION 2023

TOTAL RESPONSES FOR THIS WARD - 820

TOP 5 ISSUES AFFECTING YOUNG PEOPLE

1. SMOKING/VAPING - 50% 2. DIET/BODY IMAGE - 40.2% 3. BULLYING - 37.8% 4. MENTAL HEALTH - 37.8% 5. MONEY/BUDGETING - 32.9%

TOP 5 ISSUES YOUNG PEOPLE WANT MORE INFORMATION AND SUPPORT ON

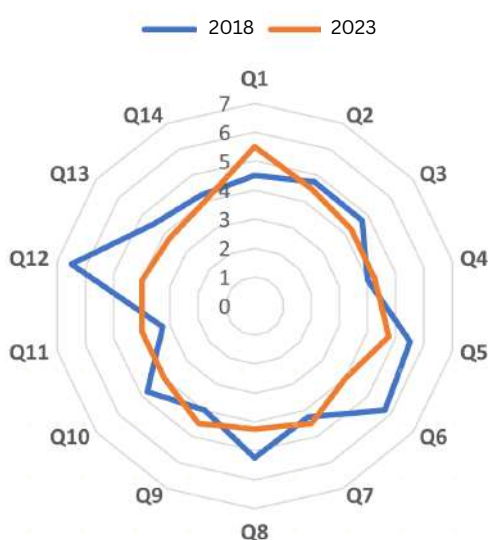
1. BULLYING - 37.8% 2. MENTAL HEALTH - 37.8% 3. YOUNG PEOPLE'S RIGHTS - 34.1% 4. SMOKING/VAPING - 31.7% 5. DIET/BODY IMAGE - 31.7%

AVERAGE SCORE

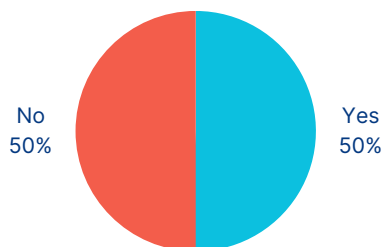
1= AWFUL 7= EXCELLENT

2018 2023 TREND

2018	2023	TREND	QUESTION
4.5	5.5	▲	Q1. I can easily walk and cycle around using good routes
4.75	4.5	▼	Q2. Public transport meets my needs
4.75	4.25	▼	Q3. Traffic and parking allow people to move around safely and meet the community's needs
4	4.25	▲	Q4. Buildings, streets and public spaces create an attractive place that is easy to get around
5.5	4.75	▼	Q5. I can regularly experience good quality natural space
5.75	4	▼	Q6. I can access a range of space with opportunities for play and recreation
4.25	4.5	▼	Q7. Facilities and amenities meet my needs
5.25	4.25	▼	Q8. There is an active local economy and the opportunity to access good-quality work
4	4.5	▲	Q9. The homes in my area support the needs of the community
4.75	4	▼	Q10. This place has a positive identity, and I feel I belong
3.25	4	▲	Q11. There is a range of spaces and opportunities to meet people
6.5	4	▼	Q12. I feel safe here
4.5	3.75	▼	Q13. Buildings and spaces are well cared for
4.25	4	▼	Q14. I feel able to take part in decisions and help to change things for the better
3.75	3.75	▬	Q15. Opportunities to meaningfully participate in local service planning and decision-making
4.25	4.25	▬	Q16. Opportunities to engage in both formal and informal learning that is relevant to you and your needs or interests
3.5	4.25	▲	Q17. Opportunities for young people to develop innovative projects and businesses and work within their local area
3.75	3.75	▬	Q18. Opportunities to engage in activities focussed on culture and the arts (performance, production, heritage)



DO YOU PLAN TO STAY IN DUMFRIES AND GALLOWAY IN THE FUTURE?

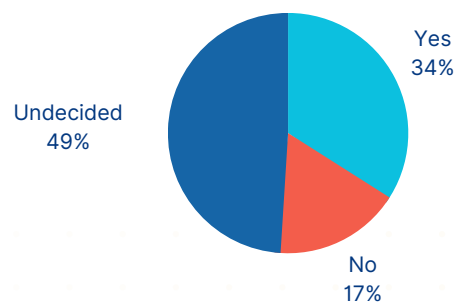


IF NO, WHY WOULD YOU LEAVE?

- 1ST - TRAVEL
- 2ND - WORK
- 3RD - STUDY

2018 Result
Yes - 45%, No - 55%

IF YOU PLAN TO LEAVE D&G TO STUDY, DO YOU PLAN TO RETURN TO D&G FOR WORK?



RESULTS

WARD 9 - NITH

10,000 VOICES CONSULTATION 2023

TOTAL RESPONSES FOR THIS WARD - 1,686

TOP 5 ISSUES AFFECTING YOUNG PEOPLE

1. SMOKING/VAPING - 29.5% 2. DIET/BODY IMAGE - 29.5% 3. MENTAL HEALTH - 28.8% 4. MONEY/BUDGETING - 24.2% 5. BULLYING - 22.8%

TOP 5 ISSUES YOUNG PEOPLE WANT MORE INFORMATION AND SUPPORT ON

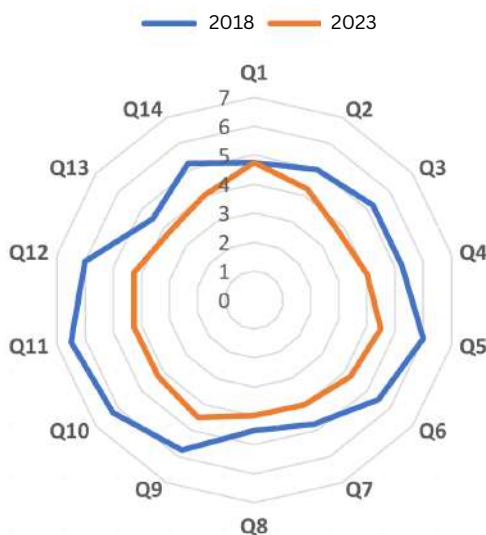
1. SMOKING/VAPING - 33.8% 2. MENTAL HEALTH - 32.4% 3. DIET/BODY IMAGE - 29.5% 4. MONEY/BUDGETING - 27.8% 5. YOUNG PEOPLE'S RIGHTS - 27.4%

AVERAGE SCORE

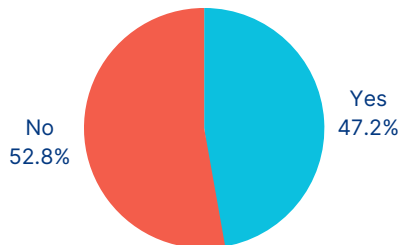
1= AWFUL 7= EXCELLENT

2018 2023 TREND

2018	2023	TREND	QUESTION
4.75	4.75	↔	Q1. I can easily walk and cycle around using good routes
5	4.25	▼	Q2. Public transport meets my needs
5.25	3.75	▼	Q3. Traffic and parking allow people to move around safely and meet the community's needs
5.25	4	▼	Q4. Buildings, streets and public spaces create an attractive place that is easy to get around
6	4.5	▼	Q5. I can regularly experience good quality natural space
5.5	4.25	▼	Q6. I can access a range of space with opportunities for play and recreation
4.75	4	▼	Q7. Facilities and amenities meet my needs
4.5	4	▼	Q8. There is an active local economy and the opportunity to access good-quality work
5.75	4.5	▼	Q9. The homes in my area support the needs of the community
6.25	4.25	▼	Q10. This place has a positive identity, and I feel I belong
6.5	4.25	▼	Q11. There is a range of spaces and opportunities to meet people
6	4.25	▼	Q12. I feel safe here
4.5	3.75	▼	Q13. Buildings and spaces are well cared for
5.25	4	▼	Q14. I feel able to take part in decisions and help to change things for the better
3.75	3.75	↔	Q15. Opportunities to meaningfully participate in local service planning and decision-making
4.25	4	▼	Q16. Opportunities to engage in both formal and informal learning that is relevant to you and your needs or interests
3.5	4	▲	Q17. Opportunities for young people to develop innovative projects and businesses and work within their local area
3.75	4	▲	Q18. Opportunities to engage in activities focussed on culture and the arts (performance, production, heritage)



DO YOU PLAN TO STAY IN DUMFRIES AND GALLOWAY IN THE FUTURE?

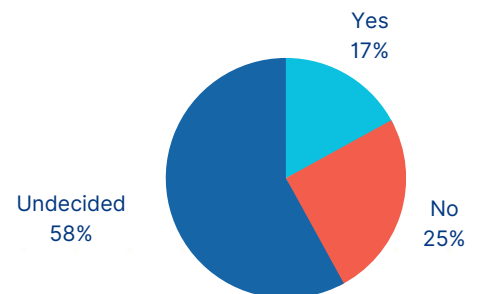


IF NO, WHY WOULD YOU LEAVE?

- 1ST - TRAVEL
- 2ND - STUDY
- 3RD - WORK

2018 Result
Yes - 45%, No - 55%

IF YOU PLAN TO LEAVE D&G TO STUDY, DO YOU PLAN TO RETURN TO D&G FOR WORK?



RESULTS

WARD 10 - ANNANDALE SOUTH

10,000 VOICES CONSULTATION 2023

TOTAL RESPONSES FOR THIS WARD - 1,132

TOP 5 ISSUES AFFECTING YOUNG PEOPLE

1. SMOKING/VAPING - 38.2% 2. DIET/BODY IMAGE - 25.3% 3. MENTAL HEALTH - 20.2% 4. BULLYING - 19.9% 5. MONEY/BUDGETING - 19.5%

TOP 5 ISSUES YOUNG PEOPLE WANT MORE INFORMATION AND SUPPORT ON

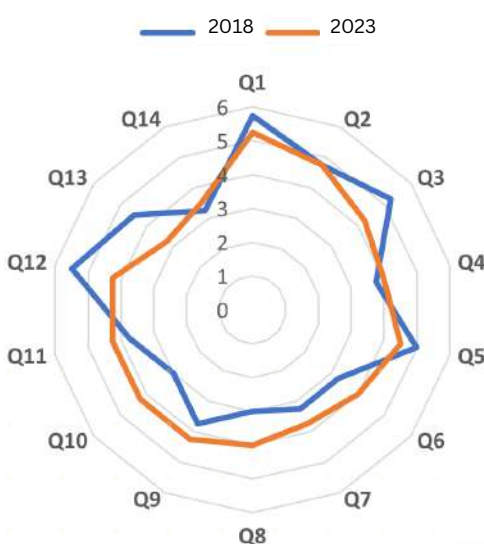
1. SMOKING/VAPING - 29.8% 2. DIET/BODY IMAGE - 27% 3. MENTAL HEALTH - 26% 4. BULLYING - 23% 5. MONEY/BUDGETING - 22.3%

AVERAGE SCORE

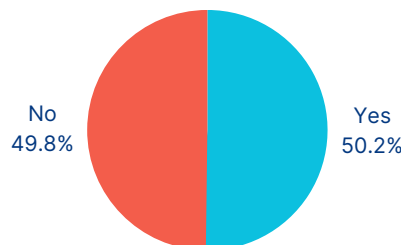
1= AWFUL 7= EXCELLENT

2018 2023 TREND

2018	2023	TREND	QUESTION
5.75	5.25	▼	Q1. I can easily walk and cycle around using good routes
4.75	4.75	▬	Q2. Public transport meets my needs
5.25	4.25	▼	Q3. Traffic and parking allow people to move around safely and meet the community's needs
3.75	4	▲	Q4. Buildings, streets and public spaces create an attractive place that is easy to get around
5	4.5	▼	Q5. I can regularly experience good quality natural space
3.25	4	▲	Q6. I can access a range of space with opportunities for play and recreation
3.25	3.75	▲	Q7. Facilities and amenities meet my needs
3	4	▲	Q8. There is an active local economy and the opportunity to access good-quality work
3.75	4.25	▲	Q9. The homes in my area support the needs of the community
3	4.25	▲	Q10. This place has a positive identity, and I feel I belong
3.75	4.25	▲	Q11. There is a range of spaces and opportunities to meet people
5.5	4.25	▼	Q12. I feel safe here
4.5	3.25	▼	Q13. Buildings and spaces are well cared for
3.25	3.5	▲	Q14. I feel able to take part in decisions and help to change things for the better
3.75	3.5	▼	Q15. Opportunities to meaningfully participate in local service planning and decision-making
4.25	3.75	▼	Q16. Opportunities to engage in both formal and informal learning that is relevant to you and your needs or interests
3.5	3.5	▬	Q17. Opportunities for young people to develop innovative projects and businesses and work within their local area
3.75	3.5	▼	Q18. Opportunities to engage in activities focussed on culture and the arts (performance, production, heritage)



DO YOU PLAN TO STAY IN DUMFRIES AND GALLOWAY IN THE FUTURE?

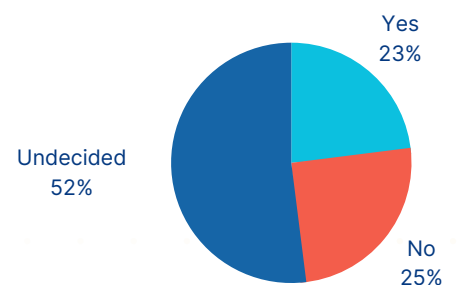


IF NO, WHY WOULD YOU LEAVE?

- 1ST - TRAVEL
- 2ND - STUDY
- 3RD - WORK

2018 Result
Yes - 45%, No - 55%

IF YOU PLAN TO LEAVE D&G TO STUDY, DO YOU PLAN TO RETURN TO D&G FOR WORK?



RESULTS

WARD 11 - ANNANDALE NORTH

10,000 VOICES CONSULTATION 2023

TOTAL RESPONSES FOR THIS WARD - 778

TOP 5 ISSUES AFFECTING YOUNG PEOPLE

1. SMOKING/VAPING - 32.6% 2. DIET/BODY IMAGE - 27.2% 3. MENTAL HEALTH - 24.7% 4. BULLYING - 18.5% 5. MONEY/BUDGETING - 17.2%

TOP 5 ISSUES YOUNG PEOPLE WANT MORE INFORMATION AND SUPPORT ON

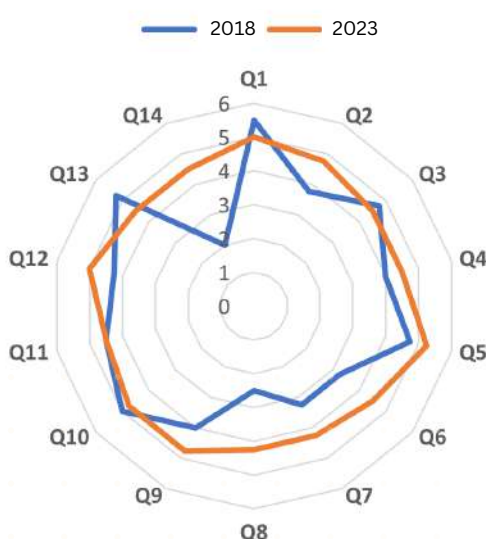
1. MENTAL HEALTH - 25.4% 2. SMOKING/VAPING - 25.2% 3. DIET/BODY IMAGE - 24.4% 4. MONEY/BUDGETING - 18.8% 5. BULLYING - 18.8%

AVERAGE SCORE

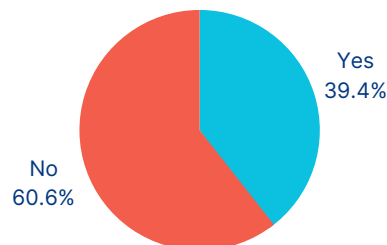
1= AWFUL 7= EXCELLENT

2018 2023 TREND

2018	2023	TREND	QUESTION
5.5	5	▼	Q1. I can easily walk and cycle around using good routes
3.75	4.75	▲	Q2. Public transport meets my needs
4.75	4.5	▼	Q3. Traffic and parking allow people to move around safely and meet the community's needs
4	4.5	▲	Q4. Buildings, streets and public spaces create an attractive place that is easy to get around
4.75	5.25	▲	Q5. I can regularly experience good quality natural space
3.25	4.5	▲	Q6. I can access a range of space with opportunities for play and recreation
3.25	4.25	▲	Q7. Facilities and amenities meet my needs
2.5	4.25	▲	Q8. There is an active local economy and the opportunity to access good-quality work
4	4.75	▲	Q9. The homes in my area support the needs of the community
5	4.75	▼	Q10. This place has a positive identity, and I feel I belong
4.5	4.5	▬	Q11. There is a range of spaces and opportunities to meet people
4.25	5	▲	Q12. I feel safe here
5.25	4.5	▼	Q13. Buildings and spaces are well cared for
2	4.5	▲	Q14. I feel able to take part in decisions and help to change things for the better
3.75	3.75	▬	Q15. Opportunities to meaningfully participate in local service planning and decision-making
4.25	4	▼	Q16. Opportunities to engage in both formal and informal learning that is relevant to you and your needs or interests
3.5	4	▲	Q17. Opportunities for young people to develop innovative projects and businesses and work within their local area
3.75	4	▲	Q18. Opportunities to engage in activities focussed on culture and the arts (performance, production, heritage)



DO YOU PLAN TO STAY IN DUMFRIES AND GALLOWAY IN THE FUTURE?

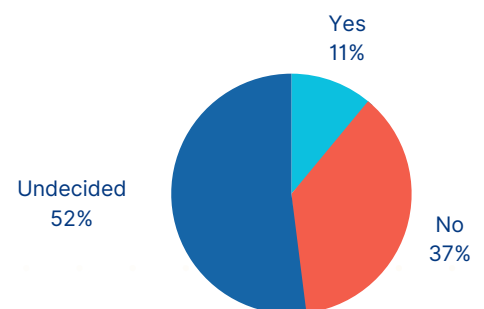


IF NO, WHY WOULD YOU LEAVE?

- 1ST - TRAVEL
- 2ND - STUDY
- 3RD - WORK

2018 Result
Yes - 45%, No - 55%

IF YOU PLAN TO LEAVE D&G TO STUDY, DO YOU PLAN TO RETURN TO D&G FOR WORK?



RESULTS

WARD 12 - ANNANDALE EAST & ESKDALE

10,000 VOICES CONSULTATION 2023

TOTAL RESPONSES FOR THIS WARD - 584

TOP 5 ISSUES AFFECTING YOUNG PEOPLE

1. SMOKING/VAPING - 33.2% 2. DIET/BODY IMAGE - 28.6% 3. MENTAL HEALTH - 26% 4. MONEY/BUDGETING - 18.7% 5. BULLYING - 18.3%

TOP 5 ISSUES YOUNG PEOPLE WANT MORE INFORMATION AND SUPPORT ON

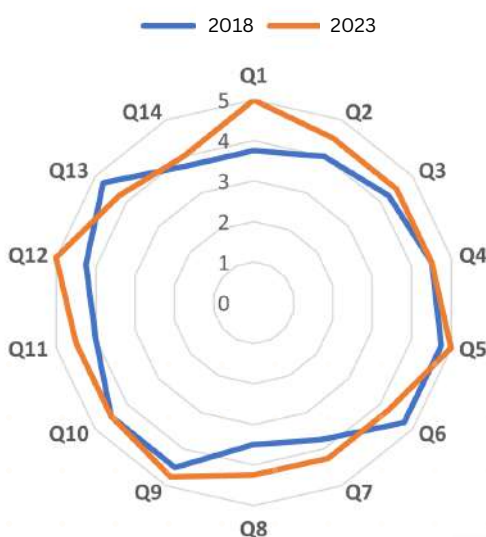
1. DIET/BODY IMAGE - 23.6% 2. SMOKING/VAPING - 23.3% 3. MENTAL HEALTH - 23.1% 4. MONEY/BUDGETING - 19.3% 5. BULLYING - 16.8%

AVERAGE SCORE

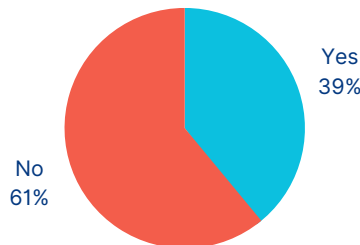
1= AWFUL 7= EXCELLENT

2018 2023 TREND

2018	2023	TREND	QUESTION
3.75	5	▲	Q1. I can easily walk and cycle around using good routes
4	4.5	▲	Q2. Public transport meets my needs
4.25	4.5	▲	Q3. Traffic and parking allow people to move around safely and meet the community's needs
4.5	4.5	▬	Q4. Buildings, streets and public spaces create an attractive place that is easy to get around
4.75	5	▲	Q5. I can regularly experience good quality natural space
4.75	4.25	▼	Q6. I can access a range of space with opportunities for play and recreation
3.75	4.25	▲	Q7. Facilities and amenities meet my needs
3.5	4.25	▲	Q8. There is an active local economy and the opportunity to access good-quality work
4.5	4.75	▲	Q9. The homes in my area support the needs of the community
4.5	4.5	▬	Q10. This place has a positive identity, and I feel I belong
4	4.5	▲	Q11. There is a range of spaces and opportunities to meet people
4.25	5	▲	Q12. I feel safe here
4.75	4.25	▼	Q13. Buildings and spaces are well cared for
3.75	4	▲	Q14. I feel able to take part in decisions and help to change things for the better
3.75	4	▲	Q15. Opportunities to meaningfully participate in local service planning and decision-making
4.25	4	▼	Q16. Opportunities to engage in both formal and informal learning that is relevant to you and your needs or interests
3.5	4	▲	Q17. Opportunities for young people to develop innovative projects and businesses and work within their local area
3.75	4	▲	Q18. Opportunities to engage in activities focussed on culture and the arts (performance, production, heritage)



DO YOU PLAN TO STAY IN DUMFRIES AND GALLOWAY IN THE FUTURE?

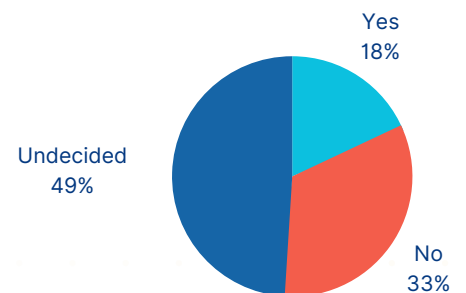


IF NO, WHY WOULD YOU LEAVE?

1ST - TRAVEL
2ND - STUDY
3RD - WORK

2018 Result
 Yes - 45%, No - 55%

IF YOU PLAN TO LEAVE D&G TO STUDY, DO YOU PLAN TO RETURN TO D&G FOR WORK?



RESULTS BY DEMOGRAPHIC

- **YOUNG CARERS**

Young People were asked the following question:

Do you have caring responsibilities at home? (this might mean you help look after a parent, brother, sister or Grandparent - with shopping, cooking, cleaning or personal care like getting dressed)

- **YOUNG PEOPLE WITH ADDITIONAL SUPPORT NEEDS & DISABILITIES**

Young People were asked the following question:

Do you consider yourself as having a disability or additional support need?

- **CARE EXPERIENCED YOUNG PEOPLE**

Young People were asked the following question:

Are you a looked after or care experienced young person? (this includes having experience of living with extended family or family friends in kinship care, foster care, residential care or living at home on a supervision order, or being a care leaver)

- **LGBTQI+ YOUNG PEOPLE**

Young People were asked the following question:

What is your sexual orientation?

PLEASE NOTE THAT THE FINDINGS IN THIS SECTION DO NOT ADD UP TO THE REGIONWIDE TOTAL OF 10,828 AS YOUNG PEOPLE HAD THE OPTION 'DO NOT WISH TO DISCLOSE' ON THE QUESTIONNAIRE - THIS SECTION IS THEREFORE CALCULATED BASED ON THE NUMBER OF YOUNG PEOPLE WHO DID ANSWER THE QUESTION

RESULTS

YOUNG CARERS

10,000 VOICES CONSULTATION 2023

TOTAL RESPONSES - 621

TOP 5 ISSUES AFFECTING YOUNG PEOPLE

1. SMOKING/VAPING - 44% 2. DIET/BODY IMAGE - 34% 3. MENTAL HEALTH - 33% 4. BULLYING - 29% 5. MONEY/BUDGETING - 27.4%

TOP 5 ISSUES YOUNG PEOPLE WANT MORE INFORMATION AND SUPPORT ON

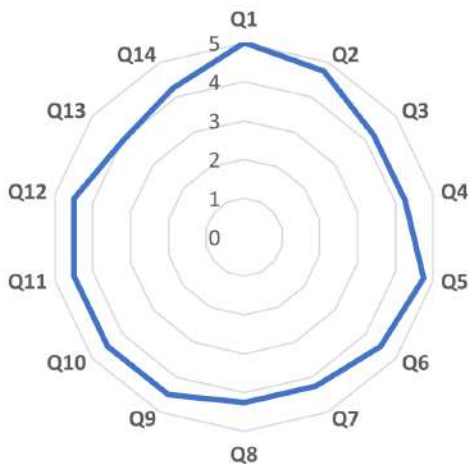
1. MENTAL HEALTH - 33.4% 2. DIET/BODY IMAGE - 33.2% 3. SMOKING/VAPING - 31.3% 4. BULLYING - 28.7% ALCOHOL USE/MISUSE OR ADDICTION - 24.4%

AVERAGE SCORE

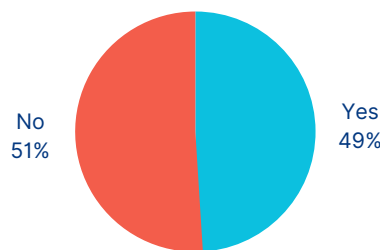
1= AWFUL 7= EXCELLENT

2023

- 5 **Q1. I can easily walk and cycle around using good routes**
- 4.75 **Q2. Public transport meets my needs**
- 4.25 Q3. Traffic and parking allow people to move around safely and meet the community's needs
- 4.25 Q4. Buildings, streets and public spaces create an attractive place that is easy to get around
- 4.75 **Q5. I can regularly experience good quality natural space**
- 4.5 Q6. I can access a range of space with opportunities for play and recreation
- 4.25 Q7. Facilities and amenities meet my needs
- 4.25 Q8. There is an active local economy and the opportunity to access good-quality work
- 4.5 Q9. The homes in my area support the needs of the community
- 4.5 Q10. This place has a positive identity, and I feel I belong
- 4.5 Q11. There is a range of spaces and opportunities to meet people
- 4.5 Q12. I feel safe here
- 4 Q13. Buildings and spaces are well cared for
- 4.25 Q14. I feel able to take part in decisions and help to change things for the better
- 4 Q15. Opportunities to meaningfully participate in local service planning and decision-making
- 4 Q16. Opportunities to engage in both formal and informal learning that is relevant to you and your needs or interests
- 4 Q17. Opportunities for young people to develop innovative projects and businesses and work within their local area
- 4 Q18. Opportunities to engage in activities focussed on culture and the arts (performance, production, heritage)



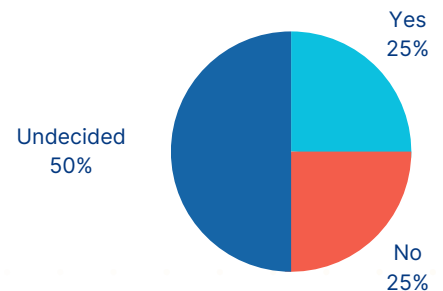
DO YOU PLAN TO STAY IN DUMFRIES AND GALLOWAY IN THE FUTURE?



IF NO, WHY WOULD YOU LEAVE?

- 1ST - TRAVEL
- 2ND - STUDY
- 3RD - WORK

IF YOU PLAN TO LEAVE D&G TO STUDY, DO YOU PLAN TO RETURN TO D&G FOR WORK?



RESULTS

ASN AND DISABILITIES

10,000 VOICES CONSULTATION 2023

TOTAL RESPONSES - 891

TOP 5 ISSUES AFFECTING YOUNG PEOPLE

1. SMOKING/VAPING - 30.8% 2. DIET/BODY IMAGE - 23.7% 3. MENTAL HEALTH - 21.7% 4. BULLYING - 21.6% 5. MONEY/BUDGETING - 20.8%

TOP 5 ISSUES YOUNG PEOPLE WANT MORE INFORMATION AND SUPPORT ON

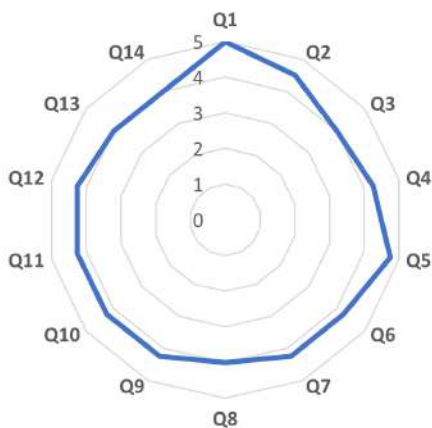
1. MENTAL HEALTH - 22.7% 2. SMOKING/VAPING - 22.2% 3. DISABILITY - 19.9% 4. DIET/BODY IMAGE - 18.8% 5. BULLYING - 18.4%

AVERAGE SCORE

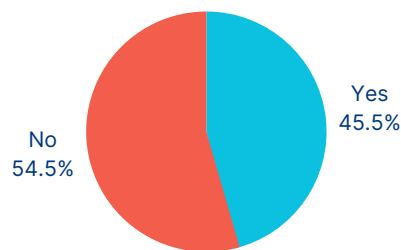
1= AWFUL 7= EXCELLENT

2023

5	<u>Q1. I can easily walk and cycle around using good routes</u>
4.5	<u>Q2. Public transport meets my needs</u>
4	Q3. Traffic and parking allow people to move around safely and meet the community's needs
4.25	Q4. Buildings, streets and public spaces create an attractive place that is easy to get around
4.75	<u>Q5. I can regularly experience good quality natural space</u>
4.25	Q6. I can access a range of space with opportunities for play and recreation
4.25	Q7. Facilities and amenities meet my needs
4	Q8. There is an active local economy and the opportunity to access good-quality work
4.25	Q9. The homes in my area support the needs of the community
4.25	Q10. This place has a positive identity, and I feel I belong
4.25	Q11. There is a range of spaces and opportunities to meet people
4.25	Q12. I feel safe here
4	Q13. Buildings and spaces are well cared for
4	Q14. I feel able to take part in decisions and help to change things for the better
3.75	Q15. Opportunities to meaningfully participate in local service planning and decision-making
3.75	Q16. Opportunities to engage in both formal and informal learning that is relevant to you and your needs or interests
3.75	Q17. Opportunities for young people to develop innovative projects and businesses and work within their local area
3.75	Q18. Opportunities to engage in activities focussed on culture and the arts (performance, production, heritage)



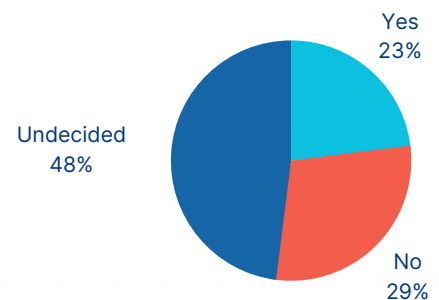
DO YOU PLAN TO STAY IN DUMFRIES AND GALLOWAY IN THE FUTURE?



IF NO, WHY WOULD YOU LEAVE?

- 1ST - TRAVEL
- 2ND - STUDY
- 3RD - WORK

IF YOU PLAN TO LEAVE D&G TO STUDY, DO YOU PLAN TO RETURN TO D&G FOR WORK?



RESULTS

CARE EXPERIENCED YOUNG PEOPLE

10,000 VOICES CONSULTATION 2023

TOTAL RESPONSES - 572

TOP 5 ISSUES AFFECTING YOUNG PEOPLE

1. SMOKING/VAPING - 42.9% 2. DIET/BODY IMAGE - 31.6% 3. MENTAL HEALTH - 30.4% 4. BULLYING - 23.3% 5. MONEY/BUDGETING - 21.9%

TOP 5 ISSUES YOUNG PEOPLE WANT MORE INFORMATION AND SUPPORT ON

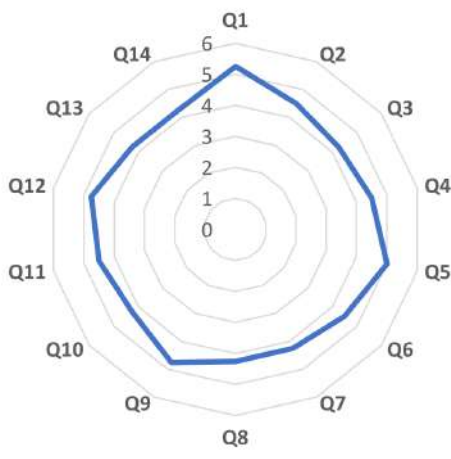
1. SMOKING/VAPING - 35.6% 2. MENTAL HEALTH - 33.9% 3. DIET/BODY IMAGE - 31.3% 4. MONEY/BUDGETING - 27% 5. BULLYING - 26.5%

AVERAGE SCORE

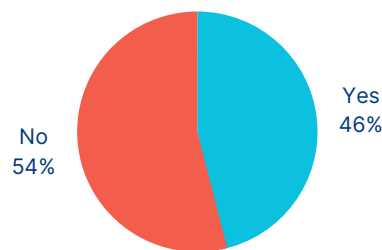
1= AWFUL 7= EXCELLENT

2023

- 5.25 **Q1. I can easily walk and cycle around using good routes**
- 4.5 Q2. Public transport meets my needs
- 4.25 Q3. Traffic and parking allow people to move around safely and meet the community's needs
- 4.5 Q4. Buildings, streets and public spaces create an attractive place that is easy to get around
- 5 **Q5. I can regularly experience good quality natural space**
- 4.5 Q6. I can access a range of space with opportunities for play and recreation
- 4.25 Q7. Facilities and amenities meet my needs
- 4.25 Q8. There is an active local economy and the opportunity to access good-quality work
- 4.75 **Q9. The homes in my area support the needs of the community**
- 4.25 Q10. This place has a positive identity, and I feel I belong
- 4.5 Q11. There is a range of spaces and opportunities to meet people
- 4.75 **Q12. I feel safe here**
- 4.25 Q13. Buildings and spaces are well cared for
- 4.25 Q14. I feel able to take part in decisions and help to change things for the better
- 4 Q15. Opportunities to meaningfully participate in local service planning and decision-making
- 4 Q16. Opportunities to engage in both formal and informal learning that is relevant to you and your needs or interests
- 4 Q17. Opportunities for young people to develop innovative projects and businesses and work within their local area
- 4 Q18. Opportunities to engage in activities focussed on culture and the arts (performance, production, heritage)



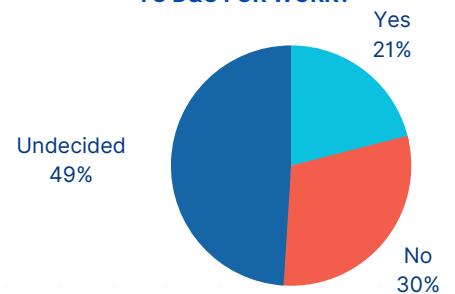
DO YOU PLAN TO STAY IN DUMFRIES AND GALLOWAY IN THE FUTURE?



IF NO, WHY WOULD YOU LEAVE?

- 1ST - TRAVEL
- 2ND - STUDY
- 3RD - WORK

IF YOU PLAN TO LEAVE D&G TO STUDY, DO YOU PLAN TO RETURN TO D&G FOR WORK?



RESULTS

LGBTQI+ YOUNG PEOPLE

10,000 VOICES CONSULTATION 2023

TOTAL RESPONSES - 794

TOP 5 ISSUES AFFECTING YOUNG PEOPLE

1. MENTAL HEALTH - 33.5% 2. LGBTQI+ SUPPORT - 30.4% 3. BULLYING - 30.2% 4. DIET/BODY IMAGE - 28.7% 5. SMOKING/VAPING - 23.4%

TOP 5 ISSUES YOUNG PEOPLE WANT MORE INFORMATION AND SUPPORT ON

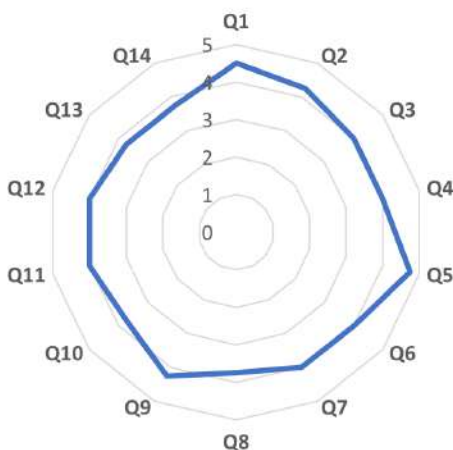
1. LGBTQI+ SUPPORT - 30.9% 2. MENTAL HEALTH - 30.6% 3. DIET/BODY IMAGE - 28.4% 4. SMOKING/VAPING - 24.9% 5. BULLYING - 23.8%

AVERAGE SCORE

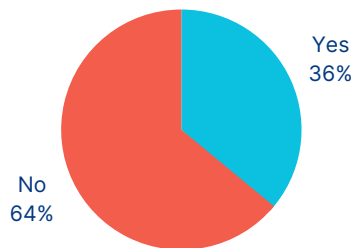
1= AWFUL 7= EXCELLENT

2023

- 4.5 **Q1. I can easily walk and cycle around using good routes**
- 4.25 Q2. Public transport meets my needs
- 4 Q3. Traffic and parking allow people to move around safely and meet the community's needs
- 4 Q4. Buildings, streets and public spaces create an attractive place that is easy to get around
- 4.75 **Q5. I can regularly experience good quality natural space**
- 4 Q6. I can access a range of space with opportunities for play and recreation
- 4 Q7. Facilities and amenities meet my needs
- 3.75 Q8. There is an active local economy and the opportunity to access good-quality work
- 4.25 Q9. The homes in my area support the needs of the community
- 3.75 Q10. This place has a positive identity, and I feel I belong
- 4 Q11. There is a range of spaces and opportunities to meet people
- 4 Q12. I feel safe here
- 3.75 Q13. Buildings and spaces are well cared for
- 3.75 Q14. I feel able to take part in decisions and help to change things for the better
- 3.5 Q15. Opportunities to meaningfully participate in local service planning and decision-making
- 3.75 Q16. Opportunities to engage in both formal and informal learning that is relevant to you and your needs or interests
- 3.5 Q17. Opportunities for young people to develop innovative projects and businesses and work within their local area
- 3.75 Q18. Opportunities to engage in activities focussed on culture and the arts (performance, production, heritage)



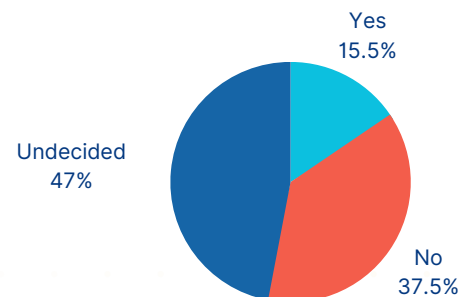
DO YOU PLAN TO STAY IN DUMFRIES AND GALLOWAY IN THE FUTURE?



IF NO, WHY WOULD YOU LEAVE?

- 1ST - STUDY
- 2ND - TRAVEL
- 3RD - WORK

IF YOU PLAN TO LEAVE D&G TO STUDY, DO YOU PLAN TO RETURN TO D&G FOR WORK?



RESULTS BY AGE RANGE

- 10 TO 12 YEARS OLD
- 13 TO 17 YEARS OLD
- 18 TO 25 YEARS OLD

PLEASE NOTE THAT THE FINDINGS IN THIS SECTION DO NOT ADD UP TO THE REGIONWIDE TOTAL OF 10,828 AS YOUNG PEOPLE HAD THE OPTION 'DO NOT WISH TO DISCLOSE' ON THE QUESTIONNAIRE - THIS SECTION IS THEREFORE CALCULATED BASED ON THE NUMBER OF YOUNG PEOPLE WHO DID ANSWER THE QUESTION

RESULTS

10 TO 12 YEAR OLDS

10,000 VOICES CONSULTATION 2023

TOTAL RESPONSES - 3,285

TOP 5 ISSUES AFFECTING YOUNG PEOPLE

1. BULLYING - 33% 2. DIET/BODY IMAGE - 24.4% 3. SMOKING/VAPING - 20.8% 4. MENTAL HEALTH - 18.7% 5. MONEY/BUDGETING - 18.6%

TOP 5 ISSUES YOUNG PEOPLE WANT MORE INFORMATION AND SUPPORT ON

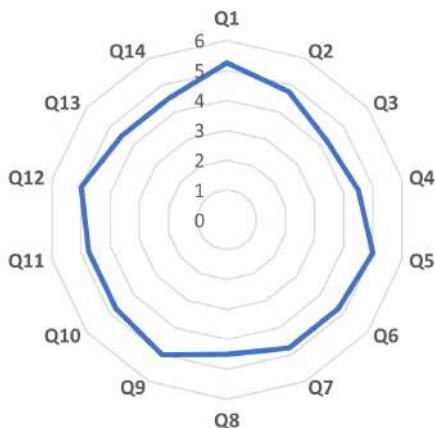
1. BULLYING - 26.6% 2. DIET/BODY IMAGE 24% 3. YOUNG PEOPLE'S RIGHTS - 23.5% 4. SMOKING/VAPING - 22.4% 5. MENTAL HEALTH - 21.4%

AVERAGE SCORE

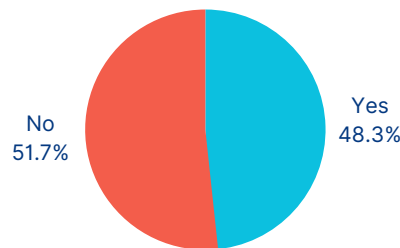
1= AWFUL 7= EXCELLENT

2023

- 5.25 **Q1. I can easily walk and cycle around using good routes**
- 4.75 Q2. Public transport meets my needs
- 4.25 Q3. Traffic and parking allow people to move around safely and meet the community's needs
- 4.5 Q4. Buildings, streets and public spaces create an attractive place that is easy to get around
- 5 **Q5. I can regularly experience good quality natural space**
- 4.75 Q6. I can access a range of space with opportunities for play and recreation
- 4.75 Q7. Facilities and amenities meet my needs
- 4.5 Q8. There is an active local economy and the opportunity to access good-quality work
- 5 **Q9. The homes in my area support the needs of the community**
- 4.75 Q10. This place has a positive identity, and I feel I belong
- 4.75 Q11. There is a range of spaces and opportunities to meet people
- 5 **Q12. I feel safe here**
- 4.5 Q13. Buildings and spaces are well cared for
- 4.5 Q14. I feel able to take part in decisions and help to change things for the better
- 4.25 Q15. Opportunities to meaningfully participate in local service planning and decision-making
- 4.5 Q16. Opportunities to engage in both formal and informal learning that is relevant to you and your needs or interests
- 4.25 Q17. Opportunities for young people to develop innovative projects and businesses and work within their local area
- 4.25 Q18. Opportunities to engage in activities focussed on culture and the arts (performance, production, heritage)



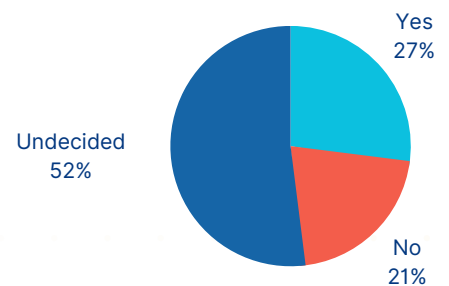
DO YOU PLAN TO STAY IN DUMFRIES AND GALLOWAY IN THE FUTURE?



IF NO, WHY WOULD YOU LEAVE?

- 1ST - TRAVEL
- 2ND - WORK
- 3RD - STUDY

IF YOU PLAN TO LEAVE D&G TO STUDY, DO YOU PLAN TO RETURN TO D&G FOR WORK?



RESULTS

13 TO 17 YEAR OLDS

10,000 VOICES CONSULTATION 2023

TOTAL RESPONSES - 4,811

TOP 5 ISSUES AFFECTING YOUNG PEOPLE

1. SMOKING/VAPING - 38.5% 2. DIET/BODY IMAGE - 31.2% 3. MENTAL HEALTH - 29.3% 4. BULLYING - 21.2% 5. MONEY/BUDGETING - 20.6%

TOP 5 ISSUES YOUNG PEOPLE WANT MORE INFORMATION AND SUPPORT ON

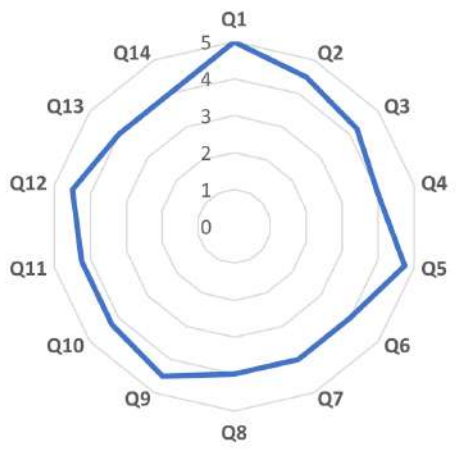
1. MENTAL HEALTH - 31% 2. DIET/BODY IMAGE - 30.4% 3. SMOKING/VAPING - 30.2% 4. MONEY/BUDGETING - 22.8% 5. BULLYING - 21.9%

AVERAGE SCORE

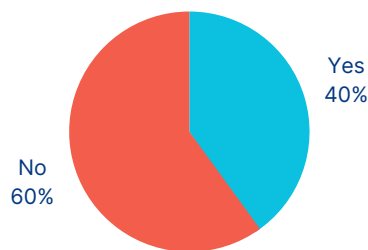
1= AWFUL 7= EXCELLENT

2023

- 5 **Q1. I can easily walk and cycle around using good routes**
- 4.5 **Q2. Public transport meets my needs**
- 4.25 Q3. Traffic and parking allow people to move around safely and meet the community's needs
- 4 Q4. Buildings, streets and public spaces create an attractive place that is easy to get around
- 4.75 **Q5. I can regularly experience good quality natural space**
- 4 Q6. I can access a range of space with opportunities for play and recreation
- 4 Q7. Facilities and amenities meet my needs
- 4 Q8. There is an active local economy and the opportunity to access good-quality work
- 4.5 **Q9. The homes in my area support the needs of the community**
- 4.25 Q10. This place has a positive identity, and I feel I belong
- 4.25 Q11. There is a range of spaces and opportunities to meet people
- 4.5 **Q12. I feel safe here**
- 4 Q13. Buildings and spaces are well cared for
- 4 Q14. I feel able to take part in decisions and help to change things for the better
- 3.5 Q15. Opportunities to meaningfully participate in local service planning and decision-making
- 3.75 Q16. Opportunities to engage in both formal and informal learning that is relevant to you and your needs or interests
- 3.5 Q17. Opportunities for young people to develop innovative projects and businesses and work within their local area
- 3.5 Q18. Opportunities to engage in activities focussed on culture and the arts (performance, production, heritage)



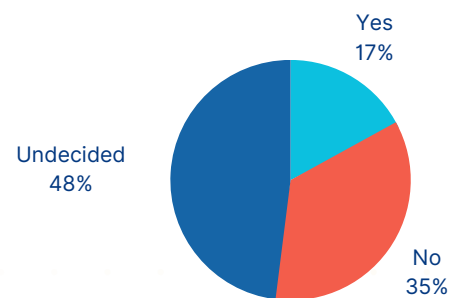
DO YOU PLAN TO STAY IN DUMFRIES AND GALLOWAY IN THE FUTURE?



IF NO, WHY WOULD YOU LEAVE?

- 1ST - TRAVEL
- 2ND - STUDY
- 3RD - WORK

IF YOU PLAN TO LEAVE D&G TO STUDY, DO YOU PLAN TO RETURN TO D&G FOR WORK?



RESULTS

18 TO 25 YEAR OLDS

10,000 VOICES CONSULTATION 2023

TOTAL RESPONSES - 1,249

TOP 5 ISSUES AFFECTING YOUNG PEOPLE

1. MENTAL HEALTH - 48.5% 2. MONEY/BUDGETING - 40.9% 3. SMOKING/VAPING - 40.1% 4. DIET/BODY IMAGE - 35.7% 5. TRANSPORT - 29.7%

TOP 5 ISSUES YOUNG PEOPLE WANT MORE INFORMATION AND SUPPORT ON

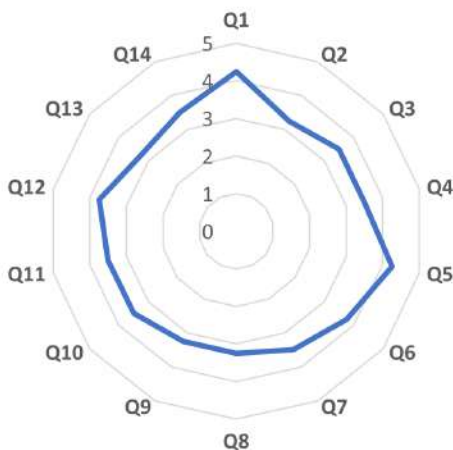
1. MENTAL HEALTH - 42.9% 2. MONEY/BUDGETING - 38.9% 3. DIET/BODY IMAGE - 32.5% 4. HOUSING/ACCOMMODATION - 32.1% 5. DISABILITY - 30.1%

AVERAGE SCORE

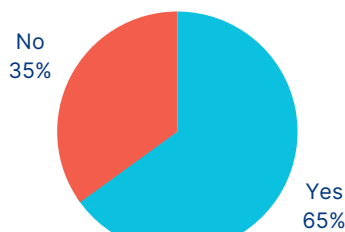
1= AWFUL 7= EXCELLENT

2023

- 4.25 **Q1. I can easily walk and cycle around using good routes**
- 3.25 Q2. Public transport meets my needs
- 3.5 Q3. Traffic and parking allow people to move around safely and meet the community's needs
- 3.5 Q4. Buildings, streets and public spaces create an attractive place that is easy to get around
- 4.25 **Q5. I can regularly experience good quality natural space**
- 3.75 **Q6. I can access a range of space with opportunities for play and recreation**
- 3.5 Q7. Facilities and amenities meet my needs
- 3.25 Q8. There is an active local economy and the opportunity to access good-quality work
- 3.25 Q9. The homes in my area support the needs of the community
- 3.5 Q10. This place has a positive identity, and I feel I belong
- 3.5 Q11. There is a range of spaces and opportunities to meet people
- 3.75 **Q12. I feel safe here**
- 3.25 Q13. Buildings and spaces are well cared for
- 3.5 Q14. I feel able to take part in decisions and help to change things for the better
- 3 Q15. Opportunities to meaningfully participate in local service planning and decision-making
- 3.25 Q16. Opportunities to engage in both formal and informal learning that is relevant to you and your needs or interests
- 3 Q17. Opportunities for young people to develop innovative projects and businesses and work within their local area
- 3.25 Q18. Opportunities to engage in activities focussed on culture and the arts (performance, production, heritage)



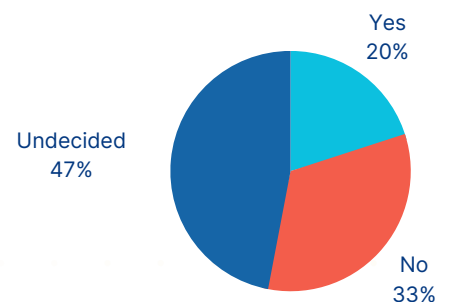
DO YOU PLAN TO STAY IN DUMFRIES AND GALLOWAY IN THE FUTURE?



IF NO, WHY WOULD YOU LEAVE?

- 1ST - WORK
- 2ND - TRAVEL
- 3RD - STUDY

IF YOU PLAN TO LEAVE D&G TO STUDY, DO YOU PLAN TO RETURN TO D&G FOR WORK?



IMPLEMENTING THE FINDINGS

The results of 10,000 Voices have been streamlined to provide a clear picture of the current needs and interests of young people across our region, focusing on the key issues in each ward area.

The information collated within this report will be used to inform a five-year plan for our Council's Youth Work Service and will be shared with Community Planning Partners across the region to inform their strategic planning and future proofing of services available to young people in Dumfries and Galloway.

We hope, moving forward, that the data contained within the report provides a snapshot of local need and helps organisations build upon the invaluable services, opportunities and experiences on offer for our young people throughout the region.

We would like to thank all of the young people and organisations who participated in and supported 10,000 Voices during 2023 and our funders, Investing in Communities.





YOUTHWORK

DUMFRIES & GALLOWAY

10,000 VOICES CONSULTATION 2023

THE LARGEST COLLATION OF YOUNG PEOPLE'S VOICES IN
DUMFRIES & GALLOWAY

FOR MORE INFORMATION CONTACT:

YOUTH WORK SERVICE
OASIS YOUTH CENTRE
NEWALL TERRACE
DUMFRIES
DG1 1LW

01387 260243 YOUTH.WORK@DUMGAL.GOV.UK

**10,000
VOICES
ACTION**

Dumfries
& Galloway
COUNCIL

